

Default Report

Social Sciences Cluster

May 6, 2021 7:35 AM MDT

Q1 - What is your department/school?

#	Field	Choice Count
1	Arts & Sciences	34.81% 47
25	Behavioral & Community Sciences	11.85% 16
33	Education	20.74% 28
39	Engineering	0.00% 0
48	USF Libraries	0.00% 0
50	Marine Science	0.00% 0
52	Muma College of Business	28.89% 39
60	The Arts	0.00% 0
66	Other	3.70% 5
		135

Showing rows 1 - 10 of 10

#	Field	Choice Count
2	Anthropology	0.00% 0
3	Cell Biology, Microbiology, & Molecular Biology	0.00% 0
4	Chemistry	0.00% 0
5	Communication	7.41% 10
6	Economics	0.00% 0
7	English	0.00% 0
8	History	0.00% 0
9	Humanities & Cultural Studies	0.00% 0
10	Integrative Biology	0.00% 0
11	Mathematics & Statistics	0.00% 0
12	Philosophy	0.00% 0
13	Physics	0.00% 0
14	Psychology	0.00% 0

#	Field	Choice Count
15	Religious Studies	0.00% 0
16	School of Geosciences	0.00% 0
17	School of Information	3.70% 5
18	School of Interdisciplinary Global Studies	6.67% 9
19	School of Public Affairs	1.48% 2
20	Sociology	14.07% 19
21	Women's & Gender Studies	0.74% 1
22	World Languages	0.00% 0
23	Zimmerman School of Advertising & Mass Communication	0.00% 0
24	Other	5.19% 7
26	Aging Studies	0.74% 1
27	Child & Family Studies	0.00% 0
28	Communication Sciences & Disorders	0.00% 0
29	Criminology	6.67% 9
30	Mental Health Law & Policy	1.48% 2
31	Social Work	2.96% 4
34	Curriculum, Instruction, and Learning	5.19% 7
35	Education & Psychological Studies	4.44% 6
36	Language, Literacy, Exceptional, EdD and Physical Education (LLEEP)	7.41% 10
37	Leadership, Policy & Life Long Learning	3.70% 5
40	Chemical & Biomedical	0.00% 0
41	Civil & Environmental	0.00% 0
42	Computer Science & Engineering	0.00% 0
43	Electrical Engineering	0.00% 0
44	Industrial & Management System	0.00% 0
45	Mechanical	0.00% 0
46	Medical Engineering	0.00% 0
49	USF Libraries	0.00% 0
51	Marine Science	0.00% 0

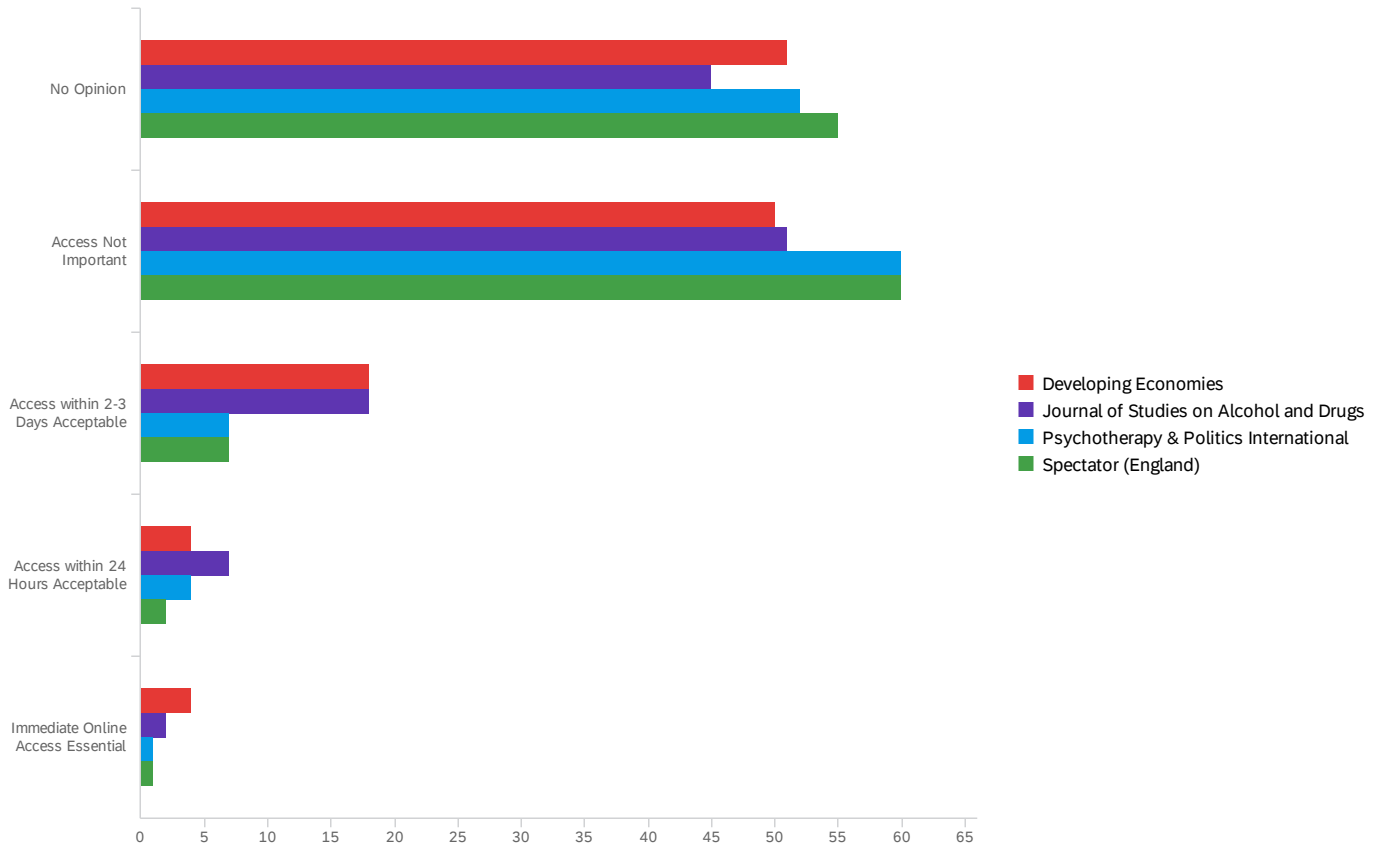
#	Field	Choice Count
53	Kate Tiedemann School of Business & Finance	3.70% 5
54	School of Hospitality and Tourism Management	0.00% 0
55	School of Risk Management & Insurance	2.22% 3
56	Lynn Pippenger School of Accountancy	2.96% 4
57	School of Information Systems & Management	11.85% 16
58	School of Marketing and Innovation	7.41% 10
61	Architecture & Community Design	0.00% 0
62	Art & Art History	0.00% 0
63	School of Music	0.00% 0
64	Theatre & Dance	0.00% 0

135

Showing rows 1 - 53 of 53

Q2 - Cross-disciplinary For each of the following titles that have not been renewed,

please state the importance of immediacy of access to your research.



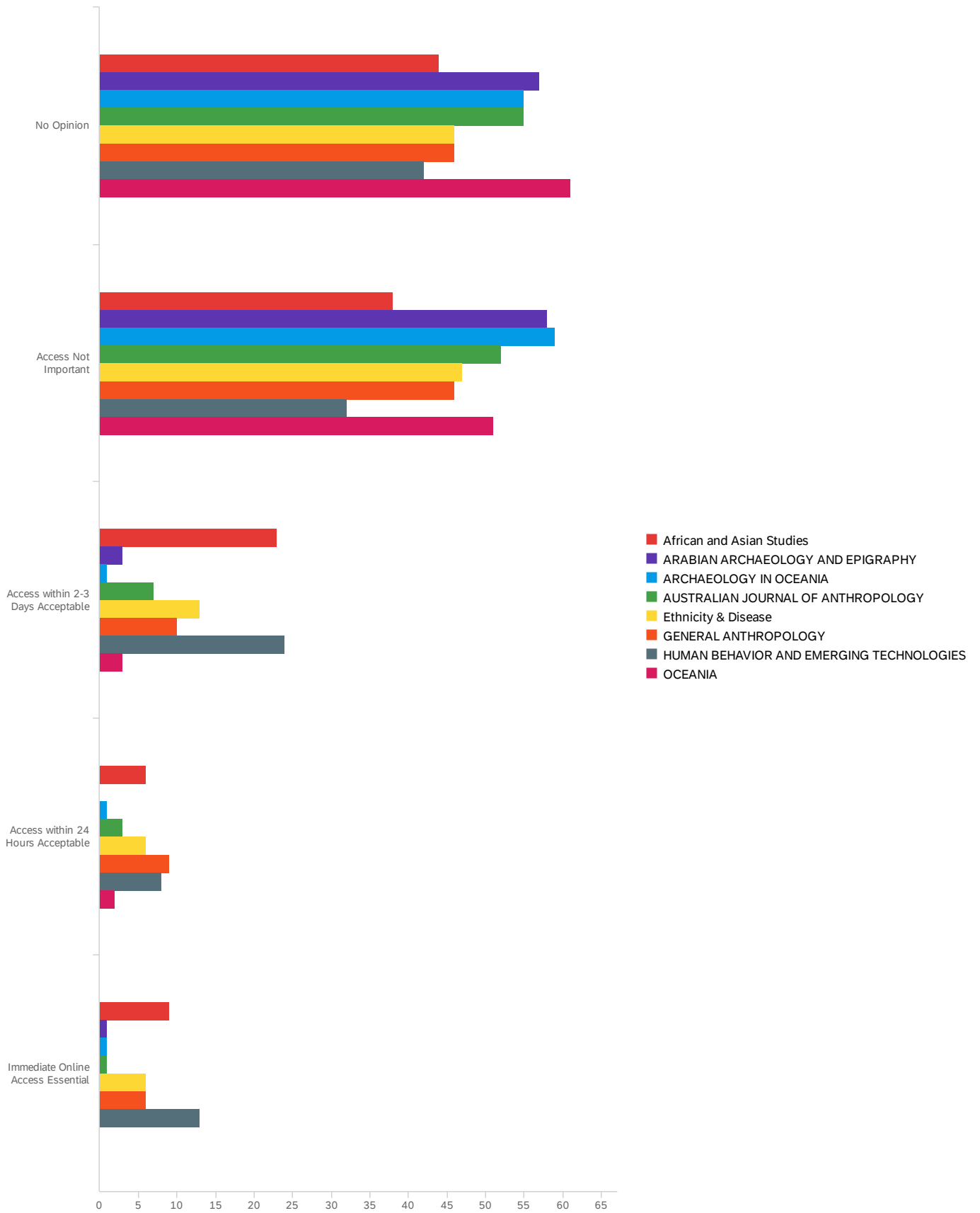
#	Field	Minimum	Maximum	Mean	Std Deviation	Variance	Count
1	Developing Economies	1.00	5.00	1.90	0.97	0.94	127
2	Journal of Studies on Alcohol and Drugs	1.00	5.00	1.94	0.94	0.88	123
3	Psychotherapy & Politics International	1.00	5.00	1.73	0.78	0.60	124
4	Spectator (England)	1.00	5.00	1.67	0.72	0.52	125

#	Field	No Opinion	Access Not Important	Access within 2-3 Days Acceptable	Access within 24 Hours Acceptable	Immediate Online Access Essential	Total
1	Developing Economies	40.16% 51	39.37% 50	14.17% 18	3.15% 4	3.15% 4	127
2	Journal of Studies on Alcohol and Drugs	36.59% 45	41.46% 51	14.63% 18	5.69% 7	1.63% 2	123

#	Field	No Opinion		Access Not Important		Access within 2-3 Days Acceptable		Access within 24 Hours Acceptable		Immediate Online Access Essential		Total
3	Psychotherapy & Politics International	41.94%	52	48.39%	60	5.65%	7	3.23%	4	0.81%	1	124
4	Spectator (England)	44.00%	55	48.00%	60	5.60%	7	1.60%	2	0.80%	1	125

Showing rows 1 - 4 of 4

Q3 - College of Arts & Sciences Anthropology For each of the following titles that have not been renewed, please state the importance of immediacy of access to your research.



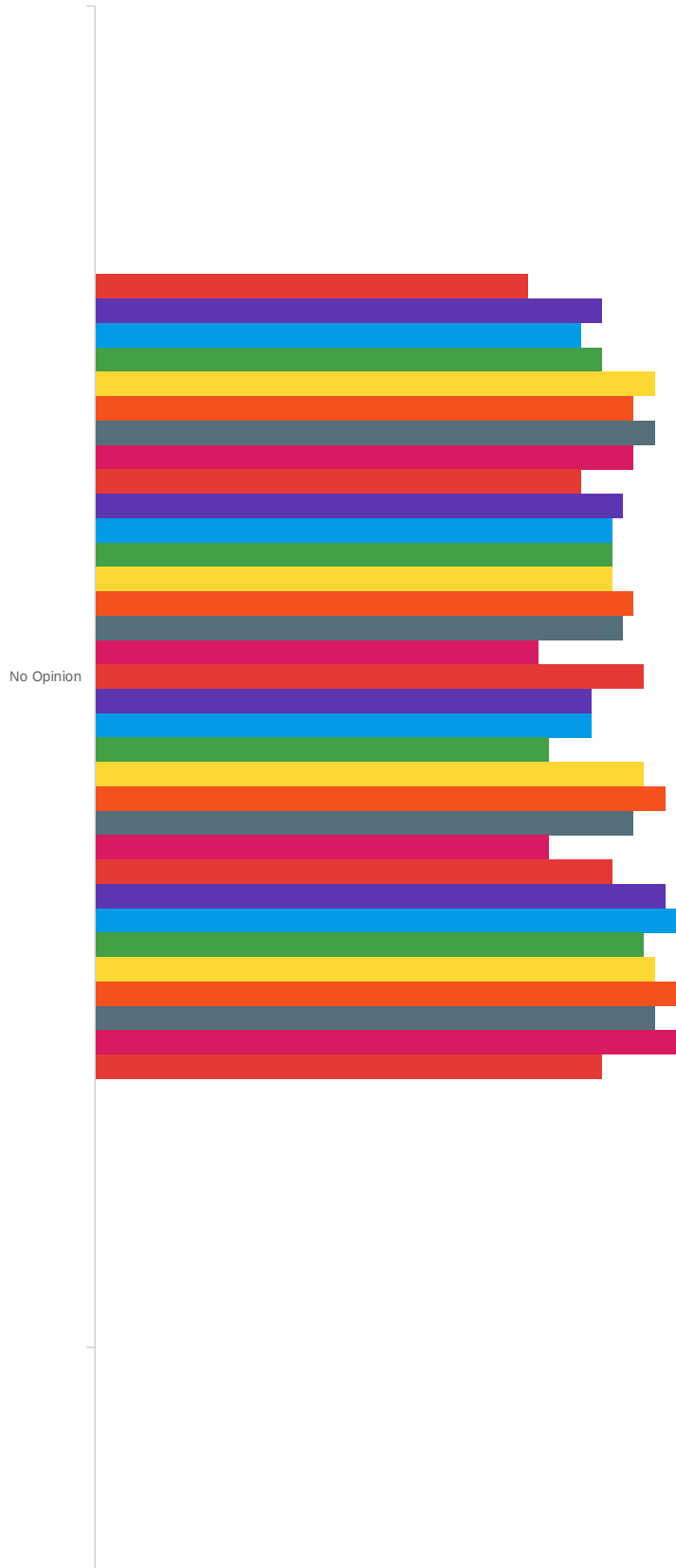
#	Field	Minimum	Maximum	Mean	Std Deviation	Variance	Count
1	African and Asian Studies	1.00	5.00	2.15	1.19	1.41	120

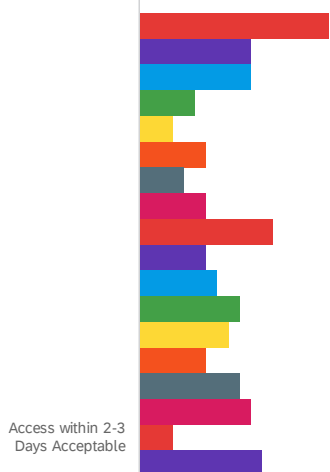
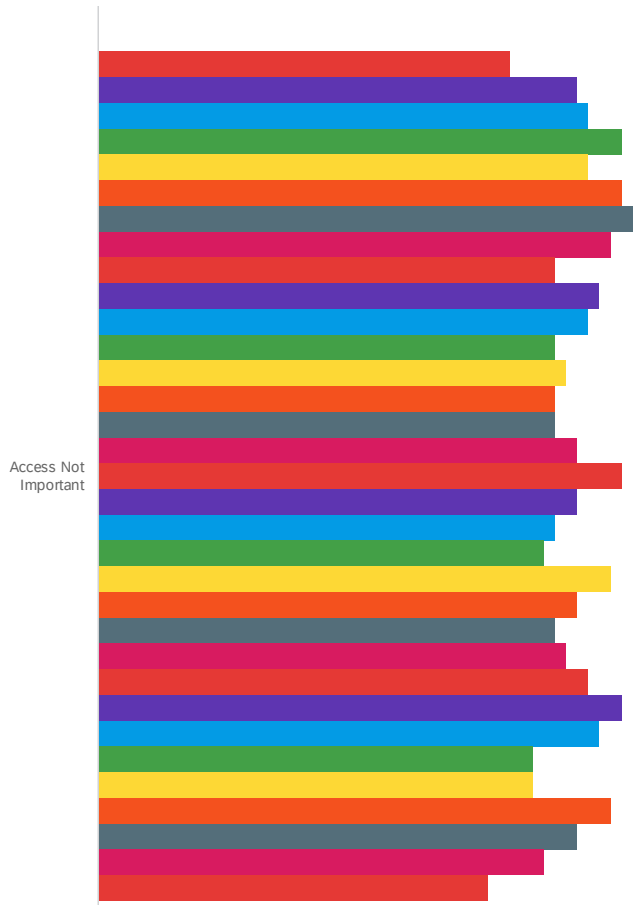
#	Field	Minimum	Maximum	Mean	Std Deviation	Variance	Count
2	ARABIAN ARCHAEOLOGY AND EPIGRAPHY	1.00	5.00	1.57	0.63	0.40	119
3	ARCHAEOLOGY IN OCEANIA	1.00	5.00	1.58	0.64	0.41	117
4	AUSTRALIAN JOURNAL OF ANTHROPOLOGY	1.00	5.00	1.67	0.77	0.59	118
5	Ethnicity & Disease	1.00	5.00	1.97	1.08	1.16	118
6	GENERAL ANTHROPOLOGY	1.00	5.00	2.00	1.12	1.25	117
7	HUMAN BEHAVIOR AND EMERGING TECHNOLOGIES	1.00	5.00	2.31	1.31	1.71	119
8	OCEANIA	1.00	4.00	1.54	0.63	0.40	117

#	Field	No Opinion		Access Not Important		Access within 2-3 Days Acceptable		Access within 24 Hours Acceptable		Immediate Online Access Essential		Total
1	African and Asian Studies	36.67%	44	31.67%	38	19.17%	23	5.00%	6	7.50%	9	120
2	ARABIAN ARCHAEOLOGY AND EPIGRAPHY	47.90%	57	48.74%	58	2.52%	3	0.00%	0	0.84%	1	119
3	ARCHAEOLOGY IN OCEANIA	47.01%	55	50.43%	59	0.85%	1	0.85%	1	0.85%	1	117
4	AUSTRALIAN JOURNAL OF ANTHROPOLOGY	46.61%	55	44.07%	52	5.93%	7	2.54%	3	0.85%	1	118
5	Ethnicity & Disease	38.98%	46	39.83%	47	11.02%	13	5.08%	6	5.08%	6	118
6	GENERAL ANTHROPOLOGY	39.32%	46	39.32%	46	8.55%	10	7.69%	9	5.13%	6	117
7	HUMAN BEHAVIOR AND EMERGING TECHNOLOGIES	35.29%	42	26.89%	32	20.17%	24	6.72%	8	10.92%	13	119
8	OCEANIA	52.14%	61	43.59%	51	2.56%	3	1.71%	2	0.00%	0	117

Showing rows 1 - 8 of 8

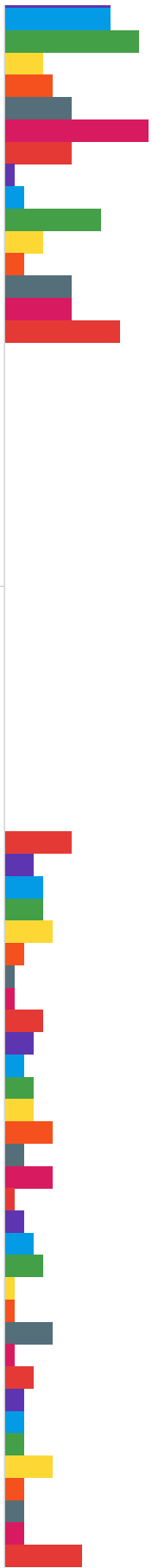
Q4 - College of Arts & Sciences Economics For each of the following titles that have not been renewed, please state the importance of immediacy of access to your research.



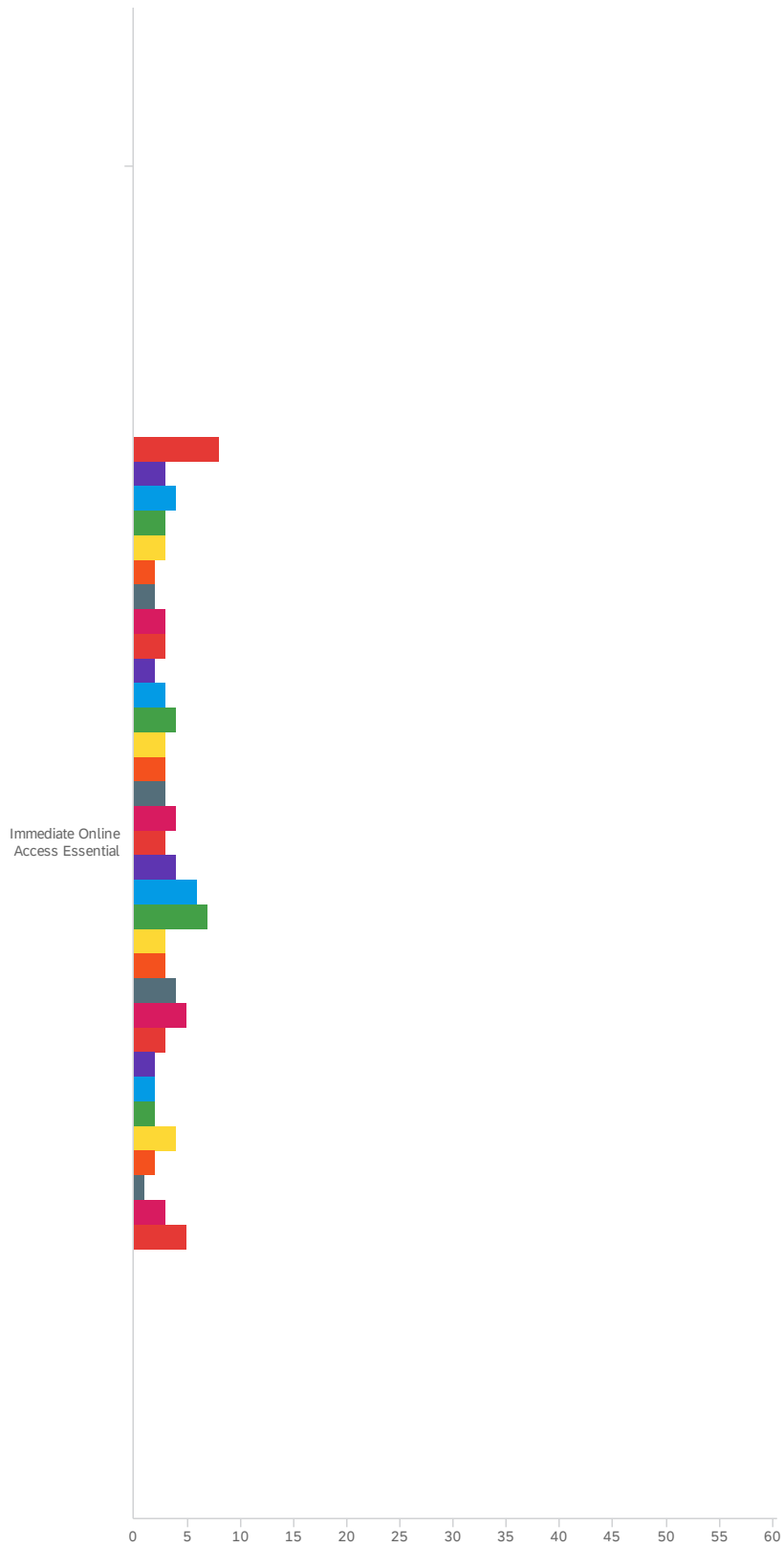


- American Law and Economics Review
- Asian Economic Journal
- Asian Economic Policy Review
- ASIAN-PACIFIC ECONOMIC LITERATURE
- ASIA-PACIFIC JOURNAL OF FINANCIAL STUDIES
- AUSTRALIAN ECONOMIC HISTORY REVIEW
- AUSTRALIAN ECONOMIC PAPERS
- AUSTRALIAN ECONOMIC REVIEW
- BULLETIN OF ECONOMIC RESEARCH
- Capital Markets Law Journal
- ECONOMIC NOTES
- ECONOMIC OUTLOOK
- ECONOMICS OF TRANSITION AND INSTITUTIONAL CHANGE
- FINANCIAL MARKETS, INSTITUTIONS & INSTRUMENTS
- FINANCIAL PLANNING REVIEW
- Florida Small Business
- ICSID Review - Foreign Investment Law Journal
- INDUSTRIAL RELATIONS JOURNAL

Access within 24
Hours Acceptable



- INDUSTRIAL RELATIONS JOURNAL
- INTERNATIONAL JOURNAL OF ECONOMIC THEORY
- INTERNATIONAL LABOUR REVIEW
- IPPR PROGRESSIVE REVIEW
- Journal of Competition Law & Economics
- Journal of International Economic Law
- LABOUR
- MANAGEMENT REPORT FOR NONUNION ORGANIZATIONS
- MANCHESTER SCHOOL
- METROECONOMICA
- PACIFIC ECONOMIC REVIEW
- REVIEW OF FINANCIAL ECONOMICS
- REVUE INTERNATIONALE DU TRAVAIL
- SCOTTISH JOURNAL OF POLITICAL ECONOMY
- SOUTH AFRICAN JOURNAL OF ECONOMICS
- World Economics



#	Field	Minimum	Maximum	Mean	Std Deviation	Variance	Count
1	American Law and Economics Review	1.00	5.00	2.13	1.19	1.42	110
2	Asian Economic Journal	1.00	5.00	1.79	0.93	0.86	107

#	Field	Minimum	Maximum	Mean	Std Deviation	Variance	Count
3	Asian Economic Policy Review	1.00	5.00	1.85	0.99	0.98	108
4	ASIAN-PACIFIC ECONOMIC LITERATURE	1.00	5.00	1.76	0.92	0.84	107
5	ASIA-PACIFIC JOURNAL OF FINANCIAL STUDIES	1.00	5.00	1.71	0.93	0.87	108
6	AUSTRALIAN ECONOMIC HISTORY REVIEW	1.00	5.00	1.68	0.81	0.66	108
7	AUSTRALIAN ECONOMIC PAPERS	1.00	5.00	1.62	0.77	0.59	108
8	AUSTRALIAN ECONOMIC REVIEW	1.00	5.00	1.68	0.85	0.72	107
9	BULLETIN OF ECONOMIC RESEARCH	1.00	5.00	1.84	0.96	0.93	106
10	Capital Markets Law Journal	1.00	5.00	1.70	0.85	0.72	106
11	ECONOMIC NOTES	1.00	5.00	1.72	0.89	0.79	105
12	ECONOMIC OUTLOOK	1.00	5.00	1.79	0.98	0.96	106
13	ECONOMICS OF TRANSITION AND INSTITUTIONAL CHANGE	1.00	5.00	1.75	0.92	0.85	105
14	FINANCIAL MARKETS, INSTITUTIONS & INSTRUMENTS	1.00	5.00	1.75	0.96	0.92	106
15	FINANCIAL PLANNING REVIEW	1.00	5.00	1.73	0.91	0.82	105
16	Florida Small Business	1.00	5.00	1.90	1.01	1.03	104
17	ICSID Review - Foreign Investment Law Journal	1.00	5.00	1.64	0.83	0.68	106
18	INDUSTRIAL RELATIONS JOURNAL	1.00	5.00	1.81	0.96	0.92	107
19	INTERNATIONAL JOURNAL OF ECONOMIC THEORY	1.00	5.00	1.89	1.07	1.14	108
20	INTERNATIONAL LABOUR REVIEW	1.00	5.00	2.00	1.12	1.26	108
21	IPPR PROGRESSIVE REVIEW	1.00	5.00	1.65	0.84	0.70	106
22	Journal of Competition Law & Economics	1.00	5.00	1.64	0.85	0.72	106
23	Journal of International Economic Law	1.00	5.00	1.80	1.01	1.01	108
24	LABOUR	1.00	5.00	1.90	1.00	1.00	106
25	MANAGEMENT REPORT FOR NONUNION ORGANIZATIONS	1.00	5.00	1.75	0.91	0.83	106
26	MANCHESTER SCHOOL	1.00	5.00	1.59	0.77	0.60	106

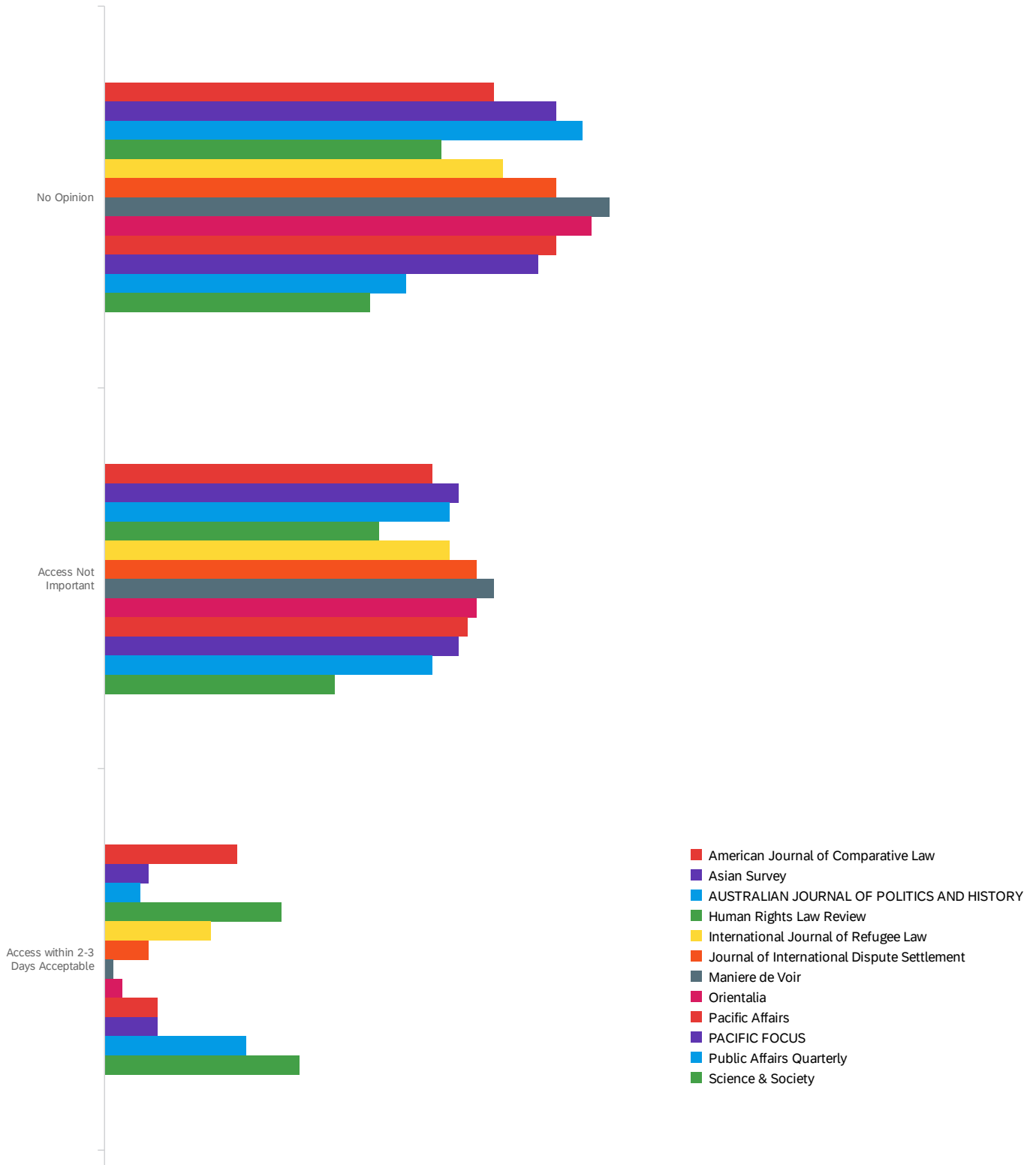
#	Field	Minimum	Maximum	Mean	Std Deviation	Variance	Count
27	METROECONOMICA	1.00	5.00	1.59	0.79	0.62	106
28	PACIFIC ECONOMIC REVIEW	1.00	5.00	1.70	0.86	0.75	105
29	REVIEW OF FINANCIAL ECONOMICS	1.00	5.00	1.74	1.01	1.01	105
30	REVUE INTERNATIONALE DU TRAVAIL	1.00	5.00	1.60	0.78	0.61	107
31	SCOTTISH JOURNAL OF POLITICAL ECONOMY	1.00	5.00	1.63	0.77	0.59	106
32	SOUTH AFRICAN JOURNAL OF ECONOMICS	1.00	5.00	1.67	0.89	0.80	107
33	World Economics	1.00	5.00	1.95	1.13	1.27	108

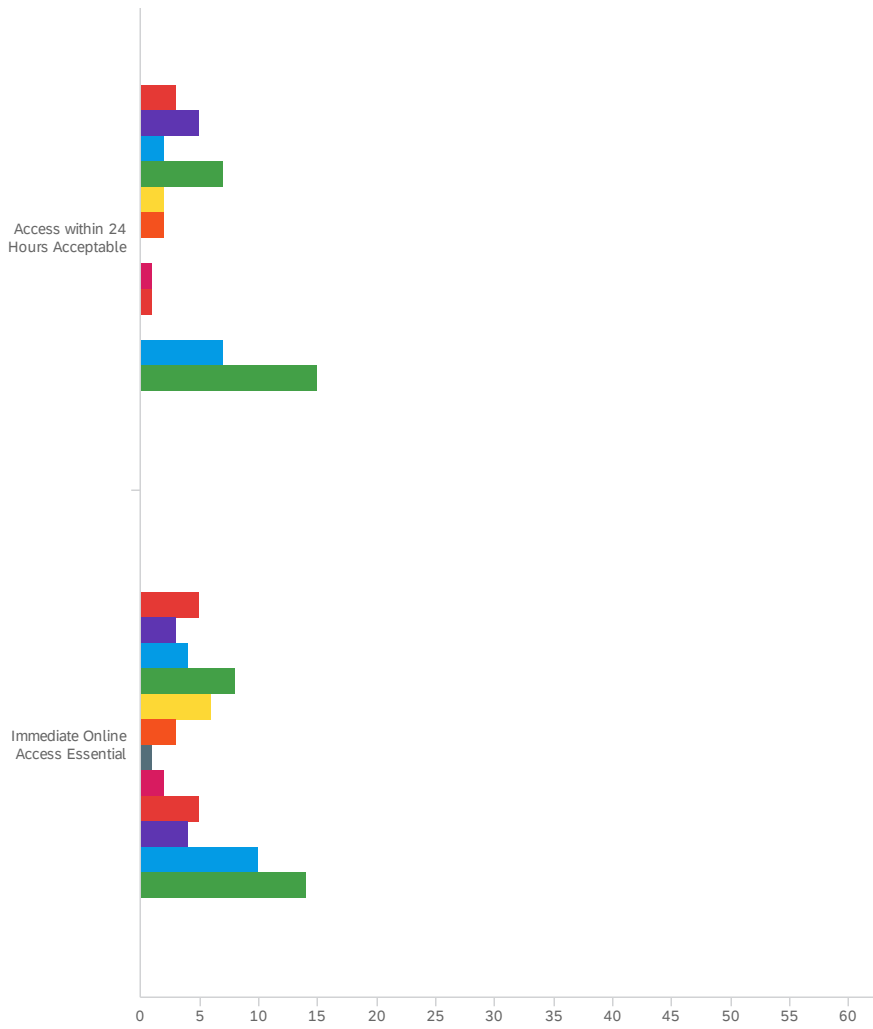
#	Field	No Opinion	Access Not Important	Access within 2-3 Days Acceptable	Access within 24 Hours Acceptable	Immediate Online Access Essential	Total
1	American Law and Economics Review	37.27% 41	33.64% 37	15.45% 17	6.36% 7	7.27% 8	110
2	Asian Economic Journal	44.86% 48	40.19% 43	9.35% 10	2.80% 3	2.80% 3	107
3	Asian Economic Policy Review	42.59% 46	40.74% 44	9.26% 10	3.70% 4	3.70% 4	108
4	ASIAN-PACIFIC ECONOMIC LITERATURE	44.86% 48	43.93% 47	4.67% 5	3.74% 4	2.80% 3	107
5	ASIA-PACIFIC JOURNAL OF FINANCIAL STUDIES	49.07% 53	40.74% 44	2.78% 3	4.63% 5	2.78% 3	108
6	AUSTRALIAN ECONOMIC HISTORY REVIEW	47.22% 51	43.52% 47	5.56% 6	1.85% 2	1.85% 2	108
7	AUSTRALIAN ECONOMIC PAPERS	49.07% 53	44.44% 48	3.70% 4	0.93% 1	1.85% 2	108
8	AUSTRALIAN ECONOMIC REVIEW	47.66% 51	42.99% 46	5.61% 6	0.93% 1	2.80% 3	107
9	BULLETIN OF ECONOMIC RESEARCH	43.40% 46	38.68% 41	11.32% 12	3.77% 4	2.83% 3	106
10	Capital Markets Law Journal	47.17% 50	42.45% 45	5.66% 6	2.83% 3	1.89% 2	106
11	ECONOMIC NOTES	46.67% 49	41.90% 44	6.67% 7	1.90% 2	2.86% 3	105
12	ECONOMIC OUTLOOK	46.23% 49	38.68% 41	8.49% 9	2.83% 3	3.77% 4	106
13	ECONOMICS OF TRANSITION AND INSTITUTIONAL CHANGE	46.67% 49	40.00% 42	7.62% 8	2.86% 3	2.86% 3	105
14	FINANCIAL MARKETS, INSTITUTIONS & INSTRUMENTS	48.11% 51	38.68% 41	5.66% 6	4.72% 5	2.83% 3	106

#	Field	No Opinion	Access Not Important	Access within 2-3 Days Acceptable	Access within 24 Hours Acceptable	Immediate Online Access Essential	Total
15	FINANCIAL PLANNING REVIEW	47.62% 50	39.05% 41	8.57% 9	1.90% 2	2.86% 3	105
16	Florida Small Business	40.38% 42	41.35% 43	9.62% 10	4.81% 5	3.85% 4	104
17	ICSID Review - Foreign Investment Law Journal	49.06% 52	44.34% 47	2.83% 3	0.94% 1	2.83% 3	106
18	INDUSTRIAL RELATIONS JOURNAL	43.93% 47	40.19% 43	10.28% 11	1.87% 2	3.74% 4	107
19	INTERNATIONAL JOURNAL OF ECONOMIC THEORY	43.52% 47	37.96% 41	10.19% 11	2.78% 3	5.56% 6	108
20	INTERNATIONAL LABOUR REVIEW	39.81% 43	37.04% 40	12.96% 14	3.70% 4	6.48% 7	108
21	IPPR PROGRESSIVE REVIEW	49.06% 52	43.40% 46	3.77% 4	0.94% 1	2.83% 3	106
22	Journal of Competition Law & Economics	50.94% 54	40.57% 43	4.72% 5	0.94% 1	2.83% 3	106
23	Journal of International Economic Law	47.22% 51	37.96% 41	6.48% 7	4.63% 5	3.70% 4	108
24	LABOUR	40.57% 43	39.62% 42	14.15% 15	0.94% 1	4.72% 5	106
25	MANAGEMENT REPORT FOR NONUNION ORGANIZATIONS	46.23% 49	41.51% 44	6.60% 7	2.83% 3	2.83% 3	106
26	MANCHESTER SCHOOL	50.94% 54	44.34% 47	0.94% 1	1.89% 2	1.89% 2	106
27	METROECONOMICA	51.89% 55	42.45% 45	1.89% 2	1.89% 2	1.89% 2	106
28	PACIFIC ECONOMIC REVIEW	49.52% 52	37.14% 39	9.52% 10	1.90% 2	1.90% 2	105
29	REVIEW OF FINANCIAL ECONOMICS	50.48% 53	37.14% 39	3.81% 4	4.76% 5	3.81% 4	105
30	REVUE INTERNATIONALE DU TRAVAIL	51.40% 55	42.99% 46	1.87% 2	1.87% 2	1.87% 2	107
31	SCOTTISH JOURNAL OF POLITICAL ECONOMY	50.00% 53	40.57% 43	6.60% 7	1.89% 2	0.94% 1	106
32	SOUTH AFRICAN JOURNAL OF ECONOMICS	51.40% 55	37.38% 40	6.54% 7	1.87% 2	2.80% 3	107
33	World Economics	44.44% 48	32.41% 35	11.11% 12	7.41% 8	4.63% 5	108

Showing rows 1 - 33 of 33

Q5 - College of Arts & Sciences Interdisciplinary Global Studies For each of the following titles that have not been renewed, please state the importance of immediacy of access to your research.





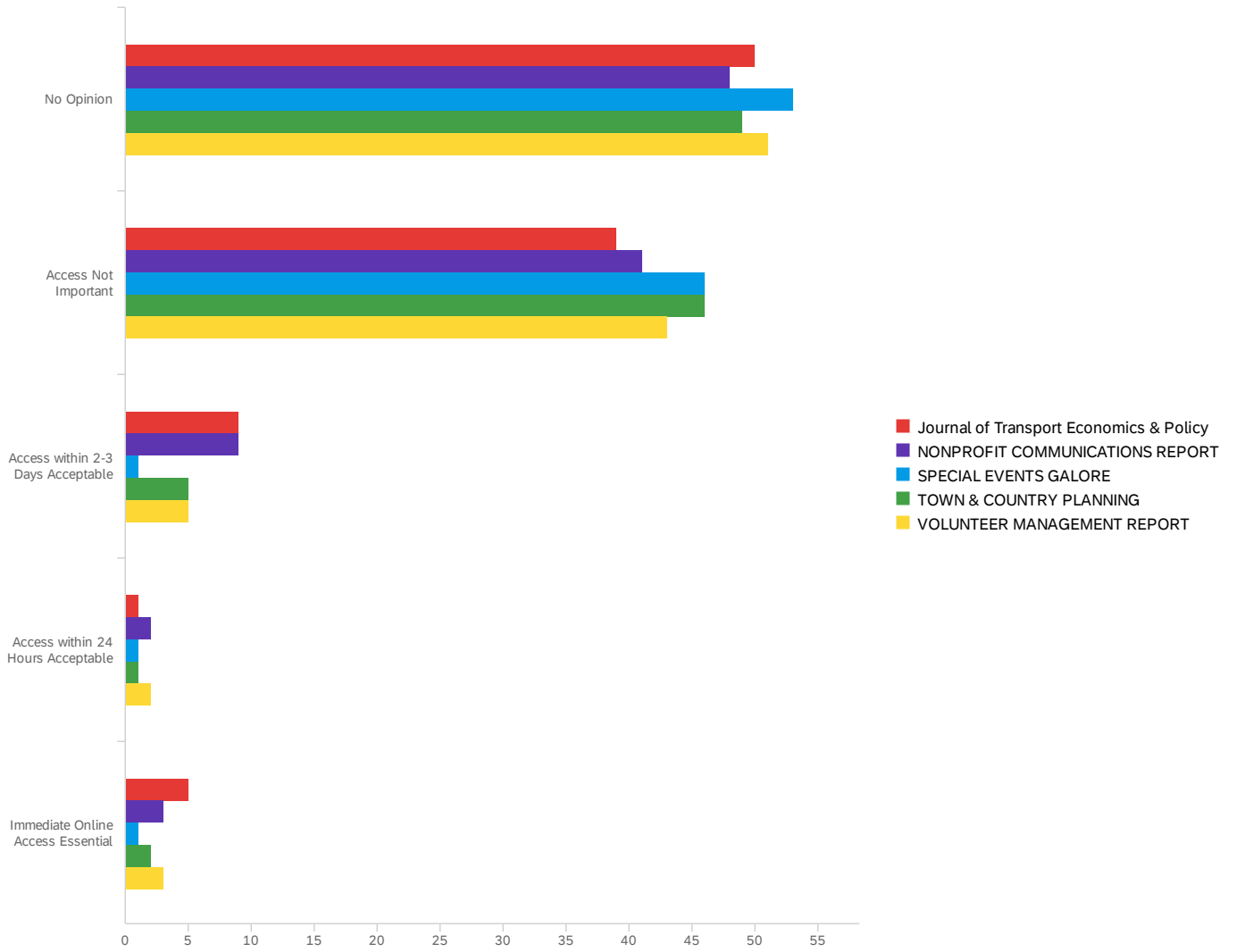
#	Field	Minimum	Maximum	Mean	Std Deviation	Variance	Count
1	American Journal of Comparative Law	1.00	5.00	1.92	1.05	1.11	104
2	Asian Survey	1.00	5.00	1.74	0.96	0.92	104
3	AUSTRALIAN JOURNAL OF POLITICS AND HISTORY	1.00	5.00	1.67	0.94	0.88	103
4	Human Rights Law Review	1.00	5.00	2.19	1.22	1.48	104
5	International Journal of Refugee Law	1.00	5.00	1.89	1.06	1.13	104
6	Journal of International Dispute Settlement	1.00	5.00	1.68	0.88	0.78	103
7	Maniere de Voir	1.00	5.00	1.49	0.62	0.39	103
8	Orientalia	1.00	5.00	1.56	0.76	0.58	102
9	Pacific Affairs	1.00	5.00	1.73	0.97	0.95	104
10	PACIFIC FOCUS	1.00	5.00	1.69	0.91	0.82	99

#	Field	Minimum	Maximum	Mean	Std Deviation	Variance	Count
11	Public Affairs Quarterly	1.00	5.00	2.25	1.25	1.55	104
12	Science & Society	1.00	5.00	2.60	1.37	1.87	107

#	Field	No Opinion		Access Not Important		Access within 2-3 Days Acceptable		Access within 24 Hours Acceptable		Immediate Online Access Essential		Total
1	American Journal of Comparative Law	42.31%	44	35.58%	37	14.42%	15	2.88%	3	4.81%	5	104
2	Asian Survey	49.04%	51	38.46%	40	4.81%	5	4.81%	5	2.88%	3	104
3	AUSTRALIAN JOURNAL OF POLITICS AND HISTORY	52.43%	54	37.86%	39	3.88%	4	1.94%	2	3.88%	4	103
4	Human Rights Law Review	36.54%	38	29.81%	31	19.23%	20	6.73%	7	7.69%	8	104
5	International Journal of Refugee Law	43.27%	45	37.50%	39	11.54%	12	1.92%	2	5.77%	6	104
6	Journal of International Dispute Settlement	49.51%	51	40.78%	42	4.85%	5	1.94%	2	2.91%	3	103
7	Maniere de Voir	55.34%	57	42.72%	44	0.97%	1	0.00%	0	0.97%	1	103
8	Orientalia	53.92%	55	41.18%	42	1.96%	2	0.98%	1	1.96%	2	102
9	Pacific Affairs	49.04%	51	39.42%	41	5.77%	6	0.96%	1	4.81%	5	104
10	PACIFIC FOCUS	49.49%	49	40.40%	40	6.06%	6	0.00%	0	4.04%	4	99
11	Public Affairs Quarterly	32.69%	34	35.58%	37	15.38%	16	6.73%	7	9.62%	10	104
12	Science & Society	28.04%	30	24.30%	26	20.56%	22	14.02%	15	13.08%	14	107

Showing rows 1 - 12 of 12

Q6 - College of Arts & Sciences Public Affairs For each of the following titles that have not been renewed, please state the importance of immediacy of access to your research.

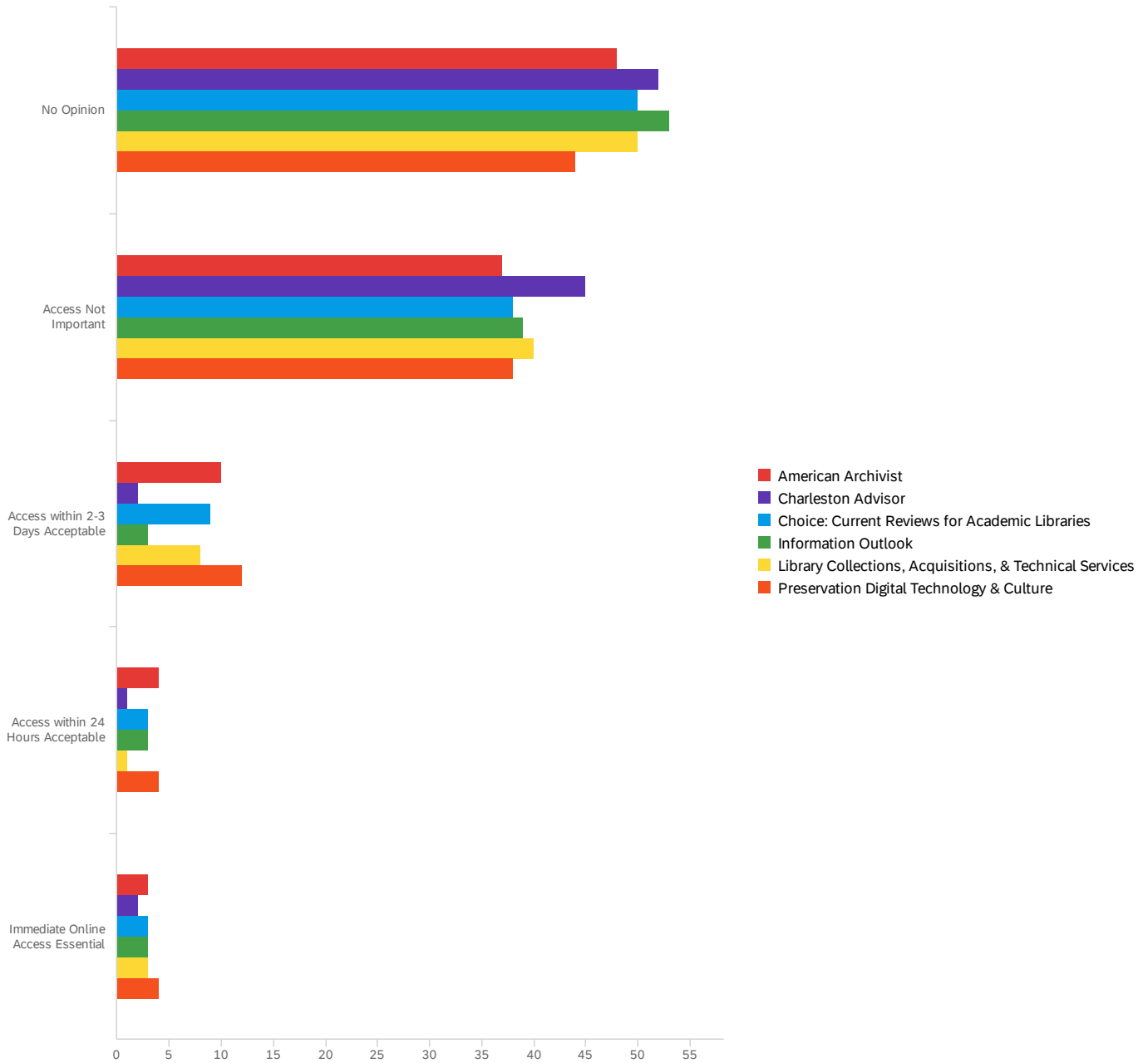


#	Field	Minimum	Maximum	Mean	Std Deviation	Variance	Count
1	Journal of Transport Economics & Policy	1.00	5.00	1.77	0.99	0.99	104
2	NONPROFIT COMMUNICATIONS REPORT	1.00	5.00	1.75	0.91	0.83	103
3	SPECIAL EVENTS GALORE	1.00	5.00	1.54	0.67	0.44	102
4	TOWN & COUNTRY PLANNING	1.00	5.00	1.65	0.78	0.62	103
5	VOLUNTEER MANAGEMENT REPORT	1.00	5.00	1.68	0.88	0.77	104

#	Field	No Opinion	Access Not Important	Access within 2-3 Days Acceptable	Access within 24 Hours Acceptable	Immediate Online Access Essential	Total
1	Journal of Transport Economics & Policy	48.08% 50	37.50% 39	8.65% 9	0.96% 1	4.81% 5	104
2	NONPROFIT COMMUNICATIONS REPORT	46.60% 48	39.81% 41	8.74% 9	1.94% 2	2.91% 3	103
3	SPECIAL EVENTS GALORE	51.96% 53	45.10% 46	0.98% 1	0.98% 1	0.98% 1	102
4	TOWN & COUNTRY PLANNING	47.57% 49	44.66% 46	4.85% 5	0.97% 1	1.94% 2	103
5	VOLUNTEER MANAGEMENT REPORT	49.04% 51	41.35% 43	4.81% 5	1.92% 2	2.88% 3	104

Showing rows 1 - 5 of 5

Q7 - College of Arts & Sciences School of Information For each of the following titles that have not been renewed, please state the importance of immediacy of access to your research.



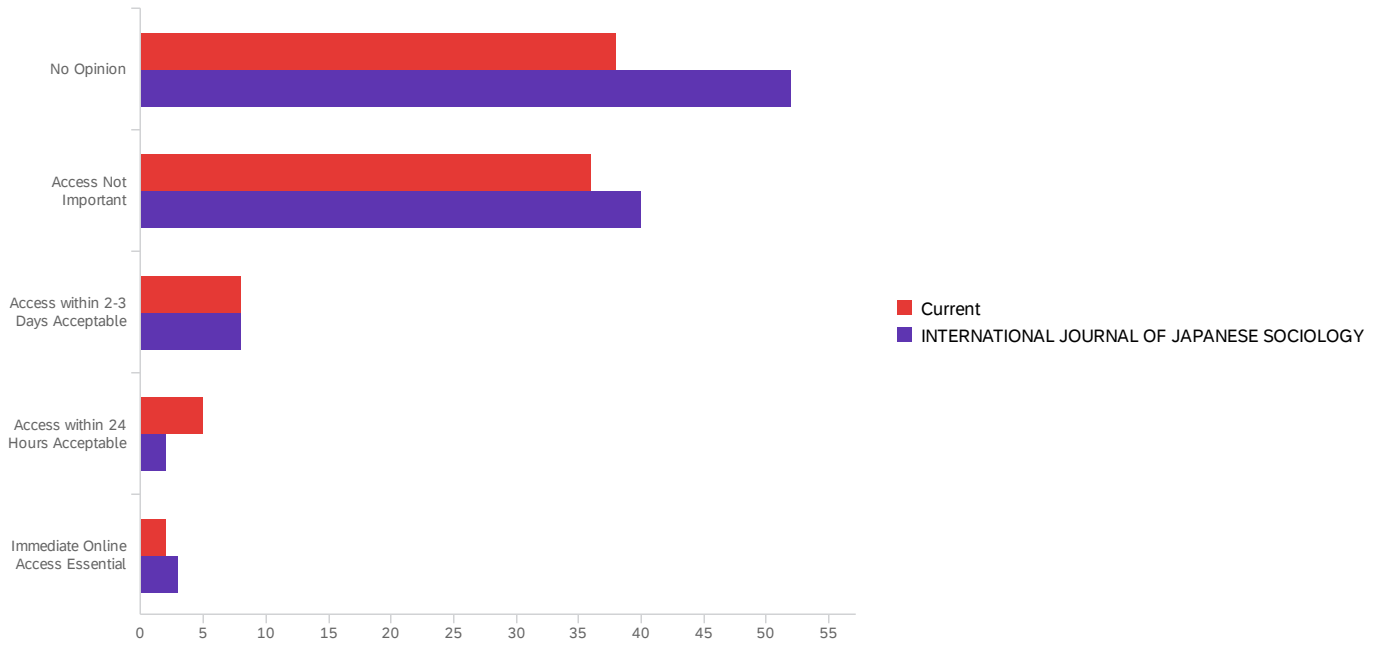
#	Field	Minimum	Maximum	Mean	Std Deviation	Variance	Count
1	American Archivist	1.00	5.00	1.79	0.97	0.95	102
2	Charleston Advisor	1.00	5.00	1.59	0.76	0.58	102

#	Field	Minimum	Maximum	Mean	Std Deviation	Variance	Count
3	Choice: Current Reviews for Academic Libraries	1.00	5.00	1.75	0.94	0.89	103
4	Information Outlook	1.00	5.00	1.65	0.91	0.82	101
5	Library Collections, Acquisitions, & Technical Services	1.00	5.00	1.70	0.88	0.78	102
6	Preservation Digital Technology & Culture	1.00	5.00	1.88	1.02	1.04	102

#	Field	No Opinion		Access Not Important		Access within 2-3 Days Acceptable		Access within 24 Hours Acceptable		Immediate Online Access Essential		Total
1	American Archivist	47.06%	48	36.27%	37	9.80%	10	3.92%	4	2.94%	3	102
2	Charleston Advisor	50.98%	52	44.12%	45	1.96%	2	0.98%	1	1.96%	2	102
3	Choice: Current Reviews for Academic Libraries	48.54%	50	36.89%	38	8.74%	9	2.91%	3	2.91%	3	103
4	Information Outlook	52.48%	53	38.61%	39	2.97%	3	2.97%	3	2.97%	3	101
5	Library Collections, Acquisitions, & Technical Services	49.02%	50	39.22%	40	7.84%	8	0.98%	1	2.94%	3	102
6	Preservation Digital Technology & Culture	43.14%	44	37.25%	38	11.76%	12	3.92%	4	3.92%	4	102

Showing rows 1 - 6 of 6

Q8 - College of Arts & Sciences Sociology For each of the following titles that have not been renewed, please state the importance of immediacy of access to your research.

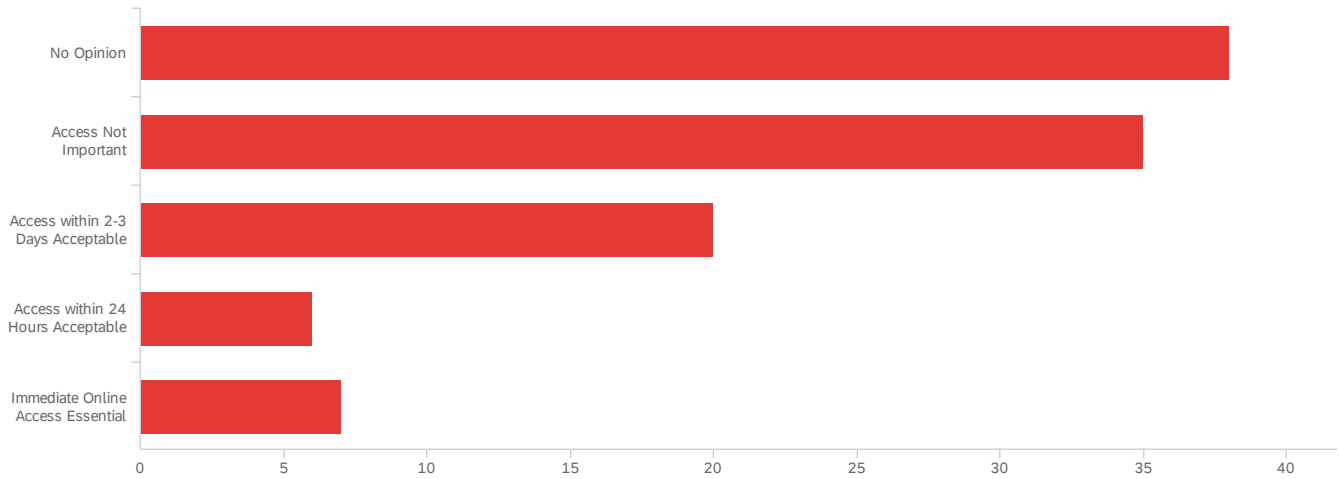


#	Field	Minimum	Maximum	Mean	Std Deviation	Variance	Count
1	Current	1.00	5.00	1.84	0.96	0.92	89
2	INTERNATIONAL JOURNAL OF JAPANESE SOCIOLOGY	1.00	5.00	1.70	0.90	0.82	105

#	Field	No Opinion	Access Not Important	Access within 2-3 Days Acceptable	Access within 24 Hours Acceptable	Immediate Online Access Essential	Total
1	Current	42.70% 38	40.45% 36	8.99% 8	5.62% 5	2.25% 2	89
2	INTERNATIONAL JOURNAL OF JAPANESE SOCIOLOGY	49.52% 52	38.10% 40	7.62% 8	1.90% 2	2.86% 3	105

Showing rows 1 - 2 of 2

Q9 - College of Arts & Sciences Women's and Gender Studies For each of the following titles that have not been renewed, please state the importance of immediacy of access to your research.



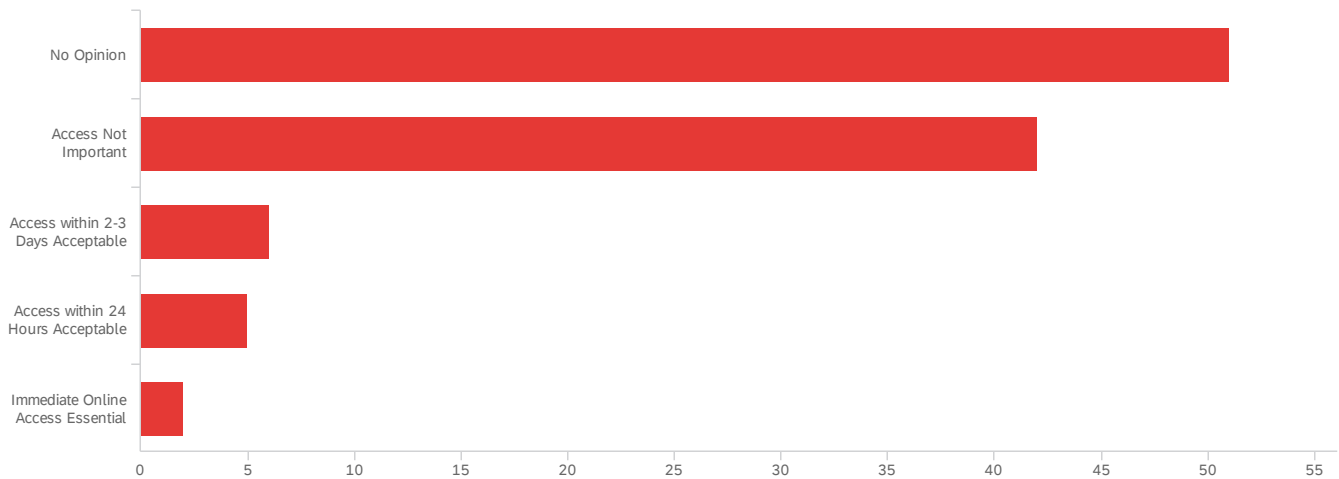
#	Field	Minimum	Maximum	Mean	Std Deviation	Variance	Count
1	FEMINIST ANTHROPOLOGIST	1.00	5.00	2.14	1.16	1.35	106

#	Field	Choice Count
1	No Opinion	35.85% 38
2	Access Not Important	33.02% 35
3	Access within 2-3 Days Acceptable	18.87% 20
4	Access within 24 Hours Acceptable	5.66% 6
5	Immediate Online Access Essential	6.60% 7
		106

Showing rows 1 - 6 of 6

Q10 - College of Arts & Sciences Zimmerman School of Advertising & Mass

Communications For each of the following titles that have not been renewed, please state the importance of immediacy of access to your research.

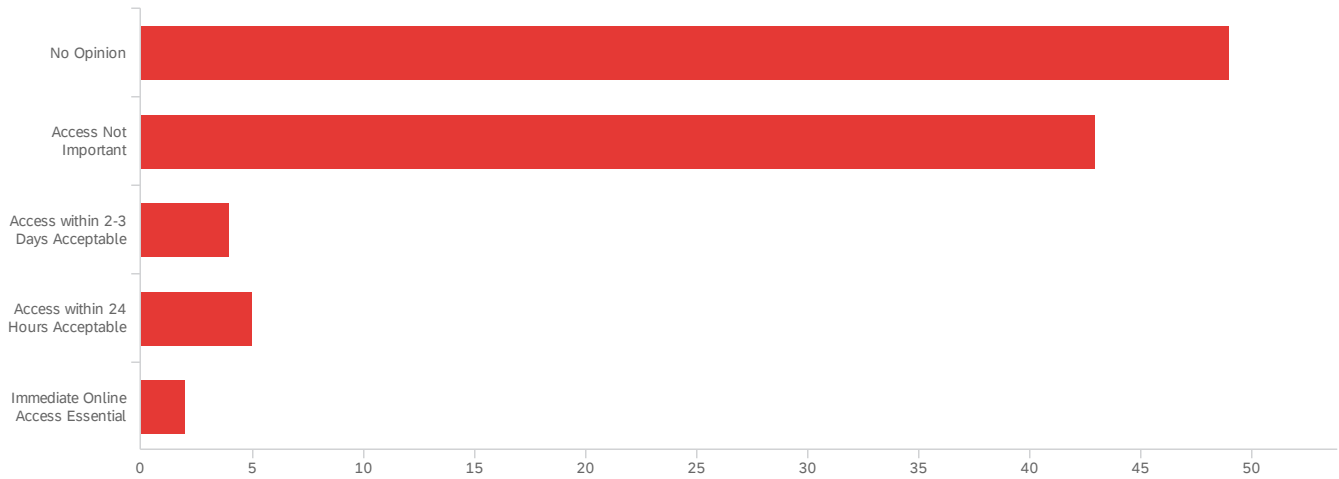


#	Field	Minimum	Maximum	Mean	Std Deviation	Variance	Count
1	PRWeek	1.00	5.00	1.73	0.91	0.82	106

#	Field	Choice Count
1	No Opinion	48.11% 51
2	Access Not Important	39.62% 42
3	Access within 2-3 Days Acceptable	5.66% 6
4	Access within 24 Hours Acceptable	4.72% 5
5	Immediate Online Access Essential	1.89% 2
		106

Showing rows 1 - 6 of 6

Q11 - College of Behavioral and Community Sciences Aging Studies For each of the following titles that have not been renewed, please state the importance of immediacy of access to your research.



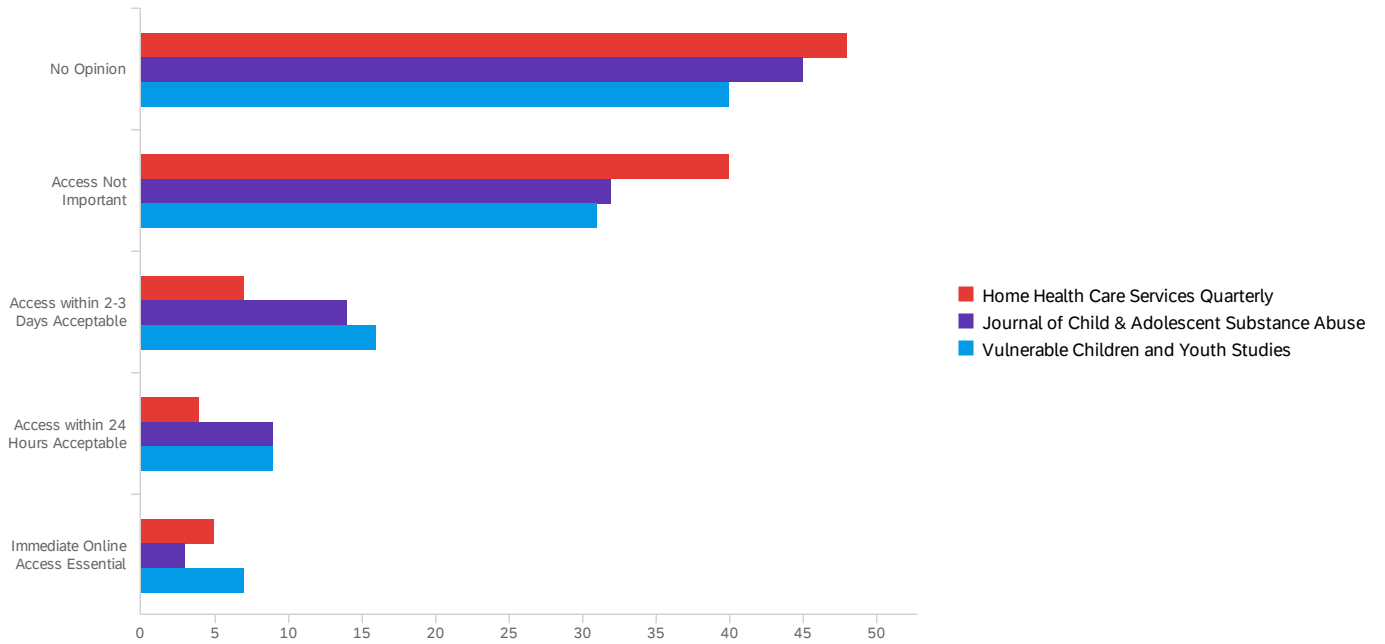
#	Field	Minimum	Maximum	Mean	Std Deviation	Variance	Count
1	Physical & Occupational Therapy In Geriatrics	1.00	5.00	1.72	0.90	0.80	103

#	Field	Choice Count
1	No Opinion	47.57% 49
2	Access Not Important	41.75% 43
3	Access within 2-3 Days Acceptable	3.88% 4
4	Access within 24 Hours Acceptable	4.85% 5
5	Immediate Online Access Essential	1.94% 2
		103

Showing rows 1 - 6 of 6

Q12 - College of Behavioral and Community Sciences Child & Family Studies For each

of the following titles that have not been renewed, please state the importance of immediacy of access to your research.

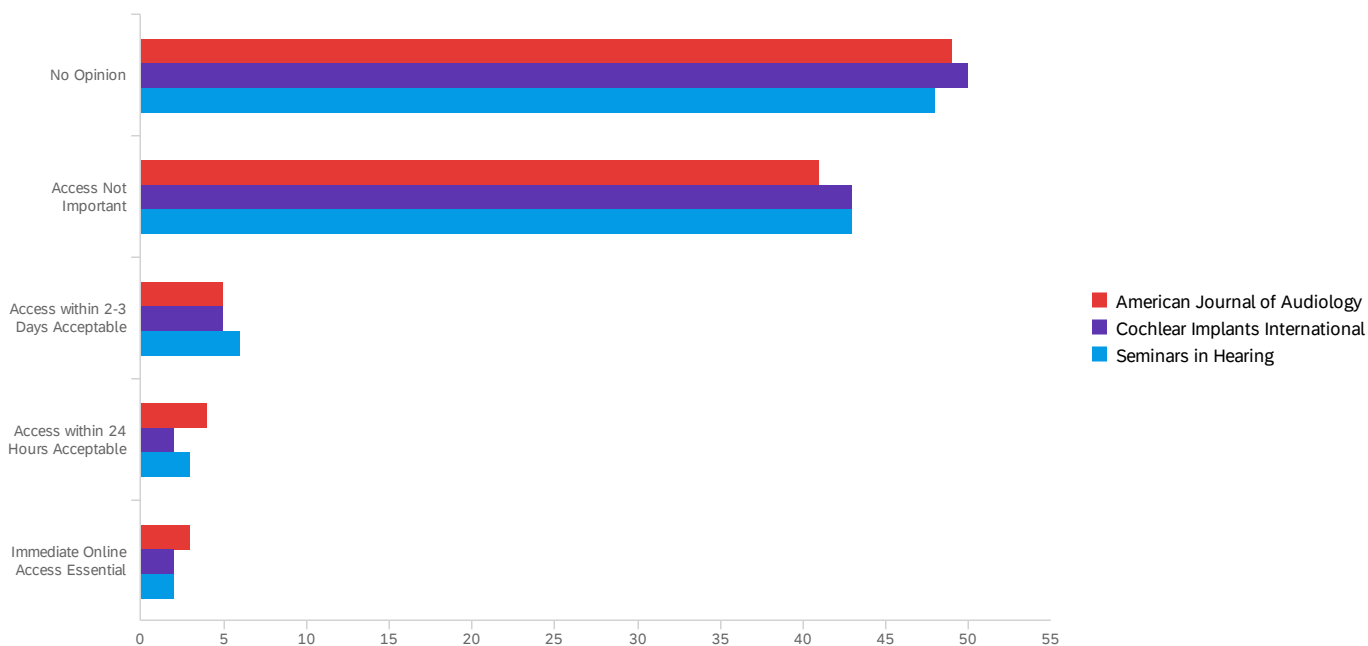


#	Field	Minimum	Maximum	Mean	Std Deviation	Variance	Count
1	Home Health Care Services Quarterly	1.00	5.00	1.83	1.04	1.09	104
2	Journal of Child & Adolescent Substance Abuse	1.00	5.00	1.96	1.09	1.18	103
3	Vulnerable Children and Youth Studies	1.00	5.00	2.15	1.22	1.48	103

#	Field	No Opinion	Access Not Important	Access within 2-3 Days Acceptable	Access within 24 Hours Acceptable	Immediate Online Access Essential	Total
1	Home Health Care Services Quarterly	46.15% 48	38.46% 40	6.73% 7	3.85% 4	4.81% 5	104
2	Journal of Child & Adolescent Substance Abuse	43.69% 45	31.07% 32	13.59% 14	8.74% 9	2.91% 3	103
3	Vulnerable Children and Youth Studies	38.83% 40	30.10% 31	15.53% 16	8.74% 9	6.80% 7	103

Q13 - College of Behavioral and Community Sciences Communication Science &

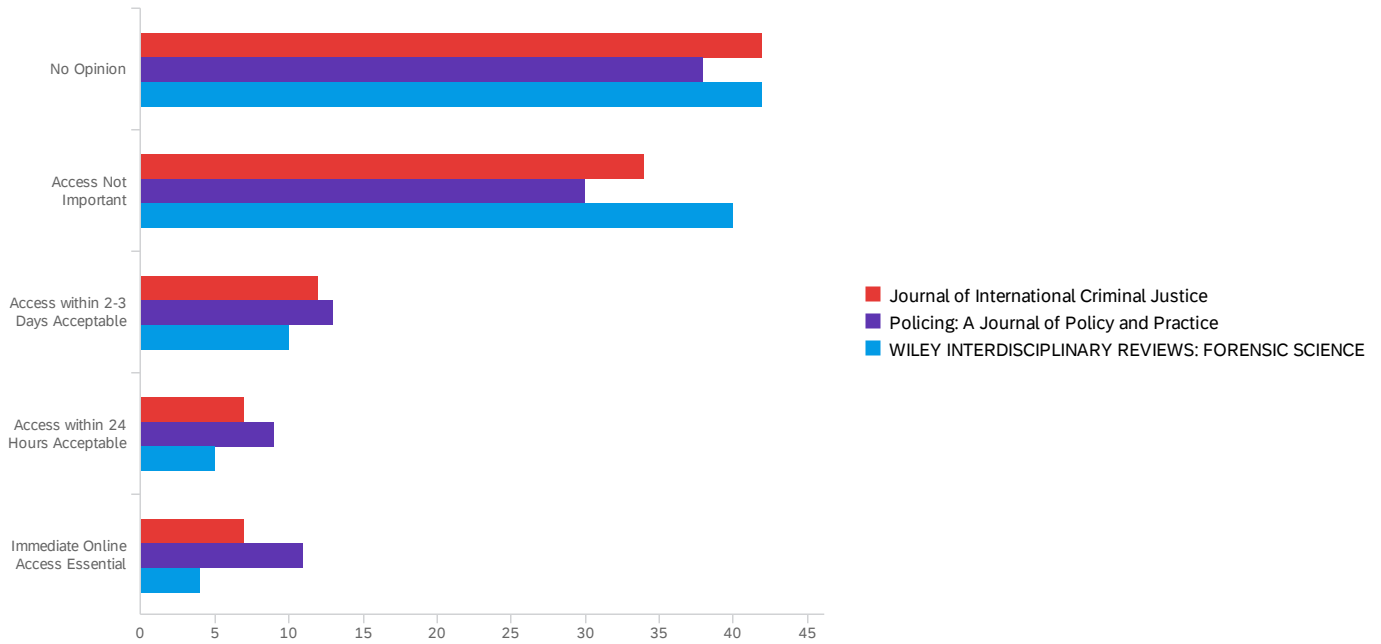
Disorders For each of the following titles that have not been renewed, please state the importance of immediacy of access to your research.



#	Field	Minimum	Maximum	Mean	Std Deviation	Variance	Count
1	American Journal of Audiology	1.00	5.00	1.74	0.94	0.88	102
2	Cochlear Implants International	1.00	5.00	1.66	0.82	0.68	102
3	Seminars in Hearing	1.00	5.00	1.71	0.86	0.74	102

#	Field	No Opinion	Access Not Important	Access within 2-3 Days Acceptable	Access within 24 Hours Acceptable	Immediate Online Access Essential	Total
1	American Journal of Audiology	48.04% 49	40.20% 41	4.90% 5	3.92% 4	2.94% 3	102
2	Cochlear Implants International	49.02% 50	42.16% 43	4.90% 5	1.96% 2	1.96% 2	102
3	Seminars in Hearing	47.06% 48	42.16% 43	5.88% 6	2.94% 3	1.96% 2	102

Q14 - College of Behavioral and Community Sciences Criminology For each of the following titles that have not been renewed, please state the importance of immediacy of access to your research.

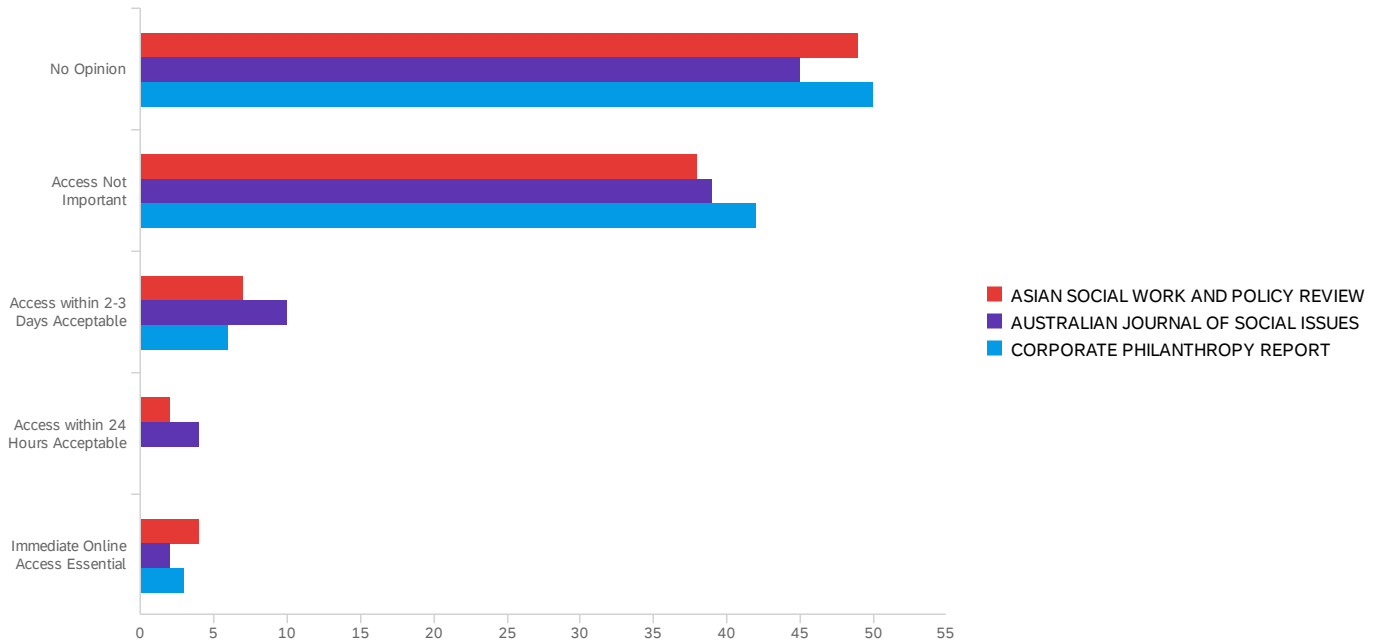


⚠
Data source misconfigured for this visualization.

⚠
Data source misconfigured for this visualization.

Q15 - College of Behavioral and Community Sciences Social Work For each of the

following titles that have not been renewed, please state the importance of immediacy of access to your research.



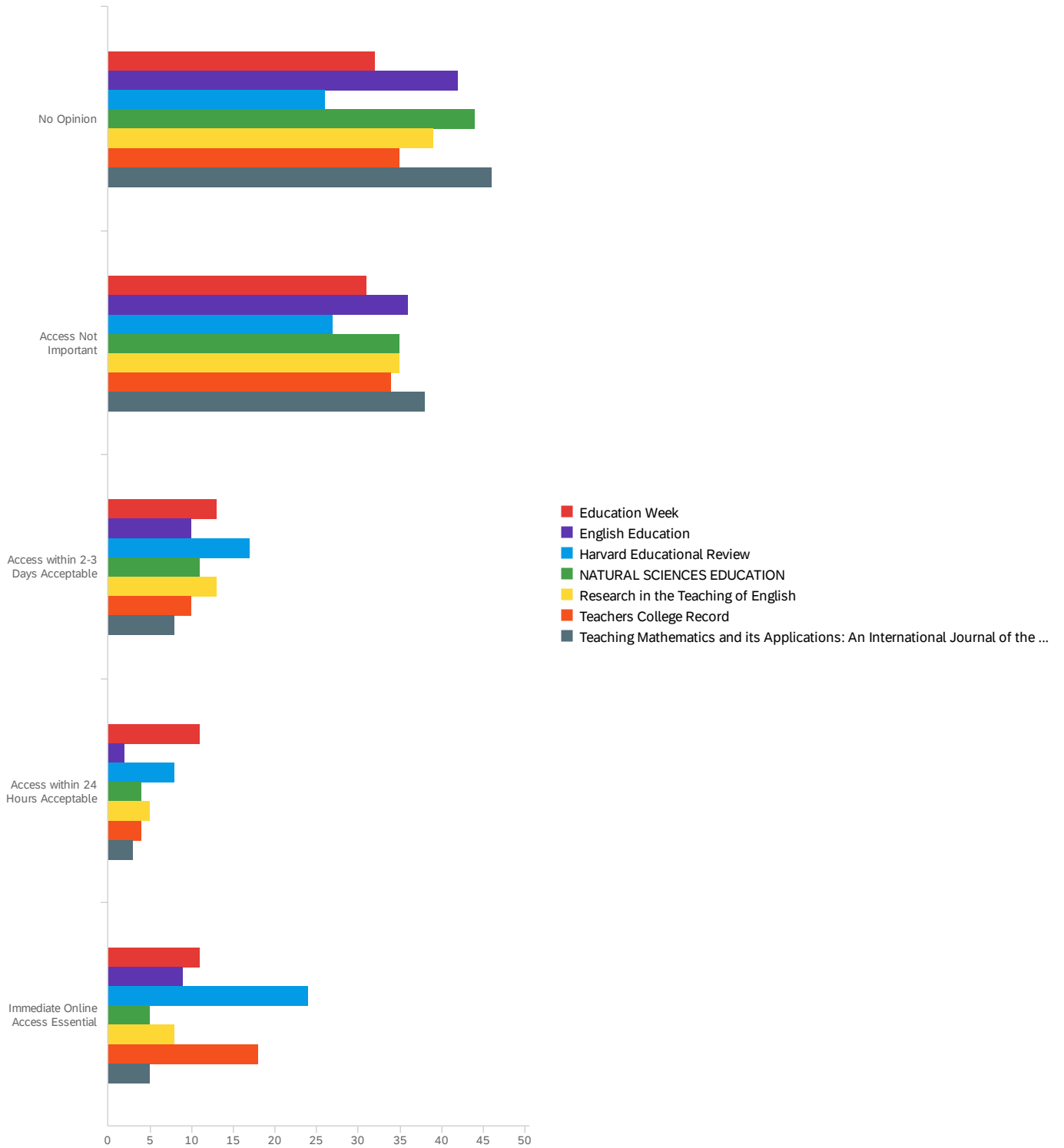
#	Field	Minimum	Maximum	Mean	Std Deviation	Variance	Count
1	ASIAN SOCIAL WORK AND POLICY REVIEW	1.00	5.00	1.74	0.97	0.93	100
2	AUSTRALIAN JOURNAL OF SOCIAL ISSUES	1.00	5.00	1.79	0.92	0.85	100
3	CORPORATE PHILANTHROPY REPORT	1.00	5.00	1.65	0.84	0.70	101

#	Field	No Opinion	Access Not Important	Access within 2-3 Days Acceptable	Access within 24 Hours Acceptable	Immediate Online Access Essential	Total
1	ASIAN SOCIAL WORK AND POLICY REVIEW	49.00% 49	38.00% 38	7.00% 7	2.00% 2	4.00% 4	100
2	AUSTRALIAN JOURNAL OF SOCIAL ISSUES	45.00% 45	39.00% 39	10.00% 10	4.00% 4	2.00% 2	100
3	CORPORATE PHILANTHROPY REPORT	49.50% 50	41.58% 42	5.94% 6	0.00% 0	2.97% 3	101

Showing rows 1 - 3 of 3

Q16 - College of Education Curriculum, Instruction, and Learning For each of the

following titles that have not been renewed, please state the importance of immediacy of access to your research.



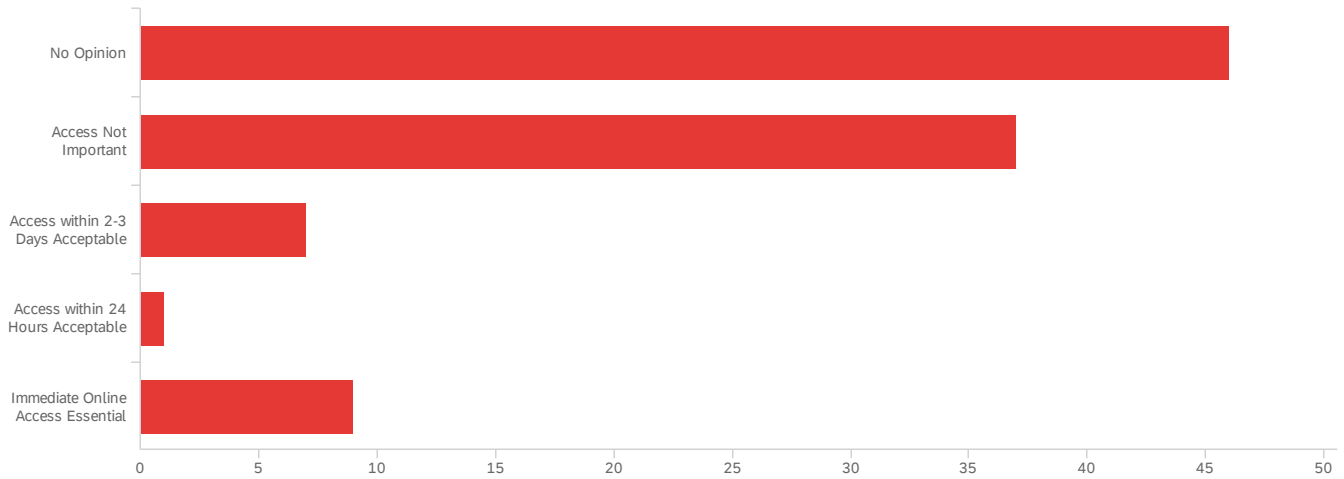
#	Field	Minimum	Maximum	Mean	Std Deviation	Variance	Count
1	Education Week	1.00	5.00	2.37	1.34	1.78	98
2	English Education	1.00	5.00	1.99	1.19	1.42	99
3	Harvard Educational Review	1.00	5.00	2.77	1.50	2.25	102
4	NATURAL SCIENCES EDUCATION	1.00	5.00	1.90	1.08	1.16	99
5	Research in the Teaching of English	1.00	5.00	2.08	1.20	1.43	100
6	Teachers College Record	1.00	5.00	2.37	1.44	2.07	101
7	Teaching Mathematics and its Applications: An International Journal of the IMA	1.00	5.00	1.83	1.04	1.08	100

#	Field	No Opinion	Access Not Important	Access within 2-3 Days Acceptable	Access within 24 Hours Acceptable	Immediate Online Access Essential	Total
1	Education Week	32.65% 32	31.63% 31	13.27% 13	11.22% 11	11.22% 11	98
2	English Education	42.42% 42	36.36% 36	10.10% 10	2.02% 2	9.09% 9	99
3	Harvard Educational Review	25.49% 26	26.47% 27	16.67% 17	7.84% 8	23.53% 24	102
4	NATURAL SCIENCES EDUCATION	44.44% 44	35.35% 35	11.11% 11	4.04% 4	5.05% 5	99
5	Research in the Teaching of English	39.00% 39	35.00% 35	13.00% 13	5.00% 5	8.00% 8	100
6	Teachers College Record	34.65% 35	33.66% 34	9.90% 10	3.96% 4	17.82% 18	101
7	Teaching Mathematics and its Applications: An International Journal of the IMA	46.00% 46	38.00% 38	8.00% 8	3.00% 3	5.00% 5	100

Showing rows 1 - 7 of 7

Q17 - College of Education Language, Literacy, Exceptional Education, and Physical

Education For each of the following titles that have not been renewed, please state the importance of immediacy of access to your research.

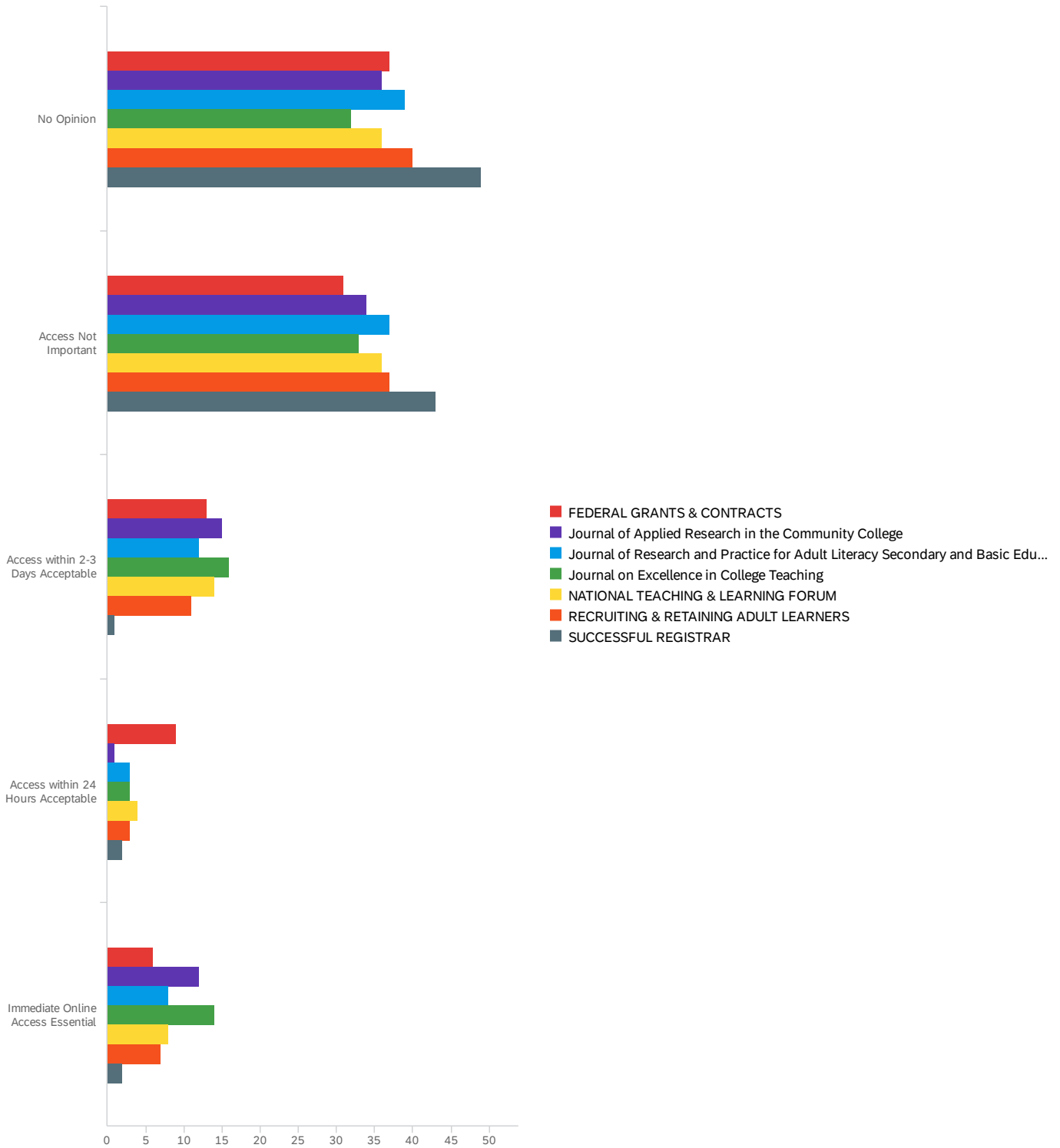


#	Field	Minimum	Maximum	Mean	Std Deviation	Variance	Count
1	Language Arts	1.00	5.00	1.90	1.17	1.37	100

#	Field	Choice Count
1	No Opinion	46.00% 46
2	Access Not Important	37.00% 37
3	Access within 2-3 Days Acceptable	7.00% 7
4	Access within 24 Hours Acceptable	1.00% 1
5	Immediate Online Access Essential	9.00% 9
		100

Showing rows 1 - 6 of 6

Q18 - College of Education Leadership, Policy, and Lifelong Learning For each of the following titles that have not been renewed, please state the importance of immediacy of access to your research.

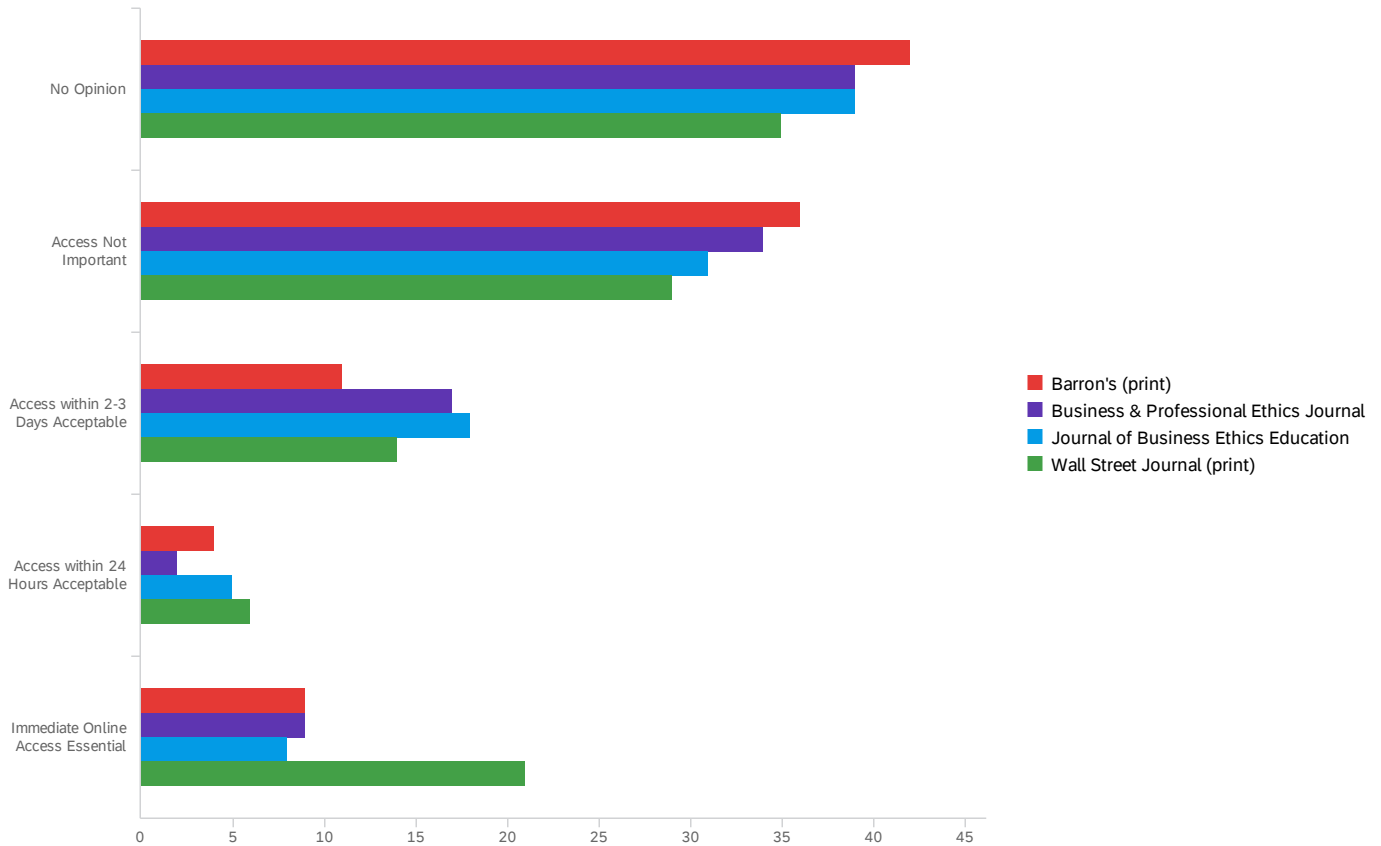


#	Field	Minimum	Maximum	Mean	Std Deviation	Variance	Count
1	FEDERAL GRANTS & CONTRACTS	1.00	5.00	2.13	1.20	1.44	96
2	Journal of Applied Research in the Community College	1.00	5.00	2.17	1.28	1.63	98
3	Journal of Research and Practice for Adult Literacy Secondary and Basic Education	1.00	5.00	2.03	1.17	1.36	99
4	Journal on Excellence in College Teaching	1.00	5.00	2.33	1.34	1.79	98
5	NATIONAL TEACHING & LEARNING FORUM	1.00	5.00	2.10	1.18	1.40	98
6	RECRUITING & RETAINING ADULT LEARNERS	1.00	5.00	1.98	1.13	1.29	98
7	SUCCESSFUL REGISTRAR	1.00	5.00	1.61	0.79	0.63	97

#	Field	No Opinion		Access Not Important		Access within 2-3 Days Acceptable		Access within 24 Hours Acceptable		Immediate Online Access Essential		Total
1	FEDERAL GRANTS & CONTRACTS	38.54%	37	32.29%	31	13.54%	13	9.38%	9	6.25%	6	96
2	Journal of Applied Research in the Community College	36.73%	36	34.69%	34	15.31%	15	1.02%	1	12.24%	12	98
3	Journal of Research and Practice for Adult Literacy Secondary and Basic Education	39.39%	39	37.37%	37	12.12%	12	3.03%	3	8.08%	8	99
4	Journal on Excellence in College Teaching	32.65%	32	33.67%	33	16.33%	16	3.06%	3	14.29%	14	98
5	NATIONAL TEACHING & LEARNING FORUM	36.73%	36	36.73%	36	14.29%	14	4.08%	4	8.16%	8	98
6	RECRUITING & RETAINING ADULT LEARNERS	40.82%	40	37.76%	37	11.22%	11	3.06%	3	7.14%	7	98
7	SUCCESSFUL REGISTRAR	50.52%	49	44.33%	43	1.03%	1	2.06%	2	2.06%	2	97

Showing rows 1 - 7 of 7

Q19 - Muma College of Business Administration Cross-Disciplinary-Business For each of the following titles that have not been renewed, please state the importance of immediacy of access to your research.



#	Field	Minimum	Maximum	Mean	Std Deviation	Variance	Count
1	Barron's (print)	1.00	5.00	2.04	1.21	1.47	102
2	Business & Professional Ethics Journal	1.00	5.00	2.09	1.19	1.43	101
3	Journal of Business Ethics Education	1.00	5.00	2.13	1.21	1.46	101
4	Wall Street Journal (print)	1.00	5.00	2.51	1.49	2.23	105

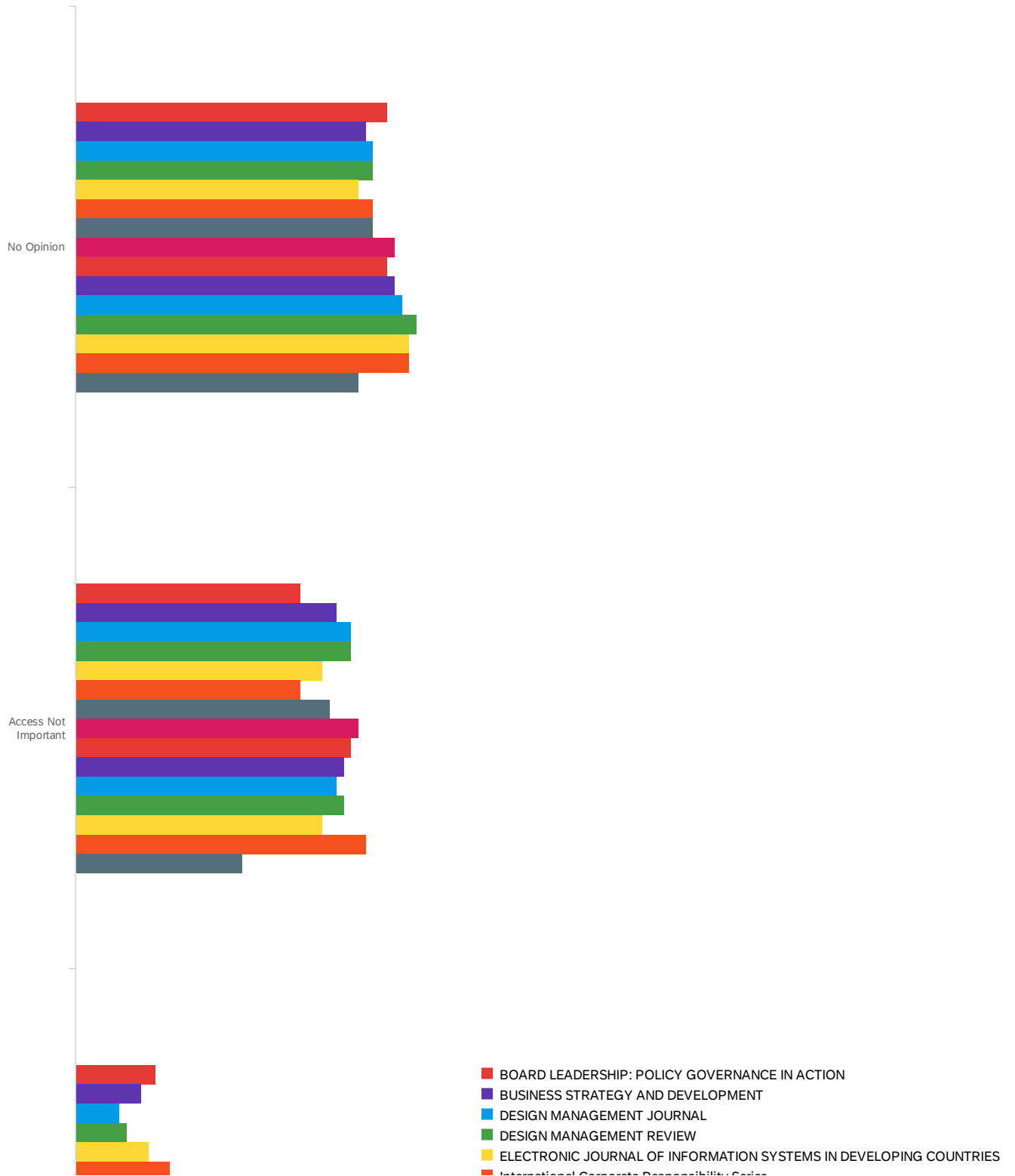
#	Field	No Opinion	Access Not Important	Access within 2-3 Days Acceptable	Access within 24 Hours Acceptable	Immediate Online Access Essential	Total
1	Barron's (print)	41.18% 42	35.29% 36	10.78% 11	3.92% 4	8.82% 9	102

#	Field	No Opinion		Access Not Important		Access within 2-3 Days Acceptable		Access within 24 Hours Acceptable		Immediate Online Access Essential		Total
2	Business & Professional Ethics Journal	38.61%	39	33.66%	34	16.83%	17	1.98%	2	8.91%	9	101
3	Journal of Business Ethics Education	38.61%	39	30.69%	31	17.82%	18	4.95%	5	7.92%	8	101
4	Wall Street Journal (print)	33.33%	35	27.62%	29	13.33%	14	5.71%	6	20.00%	21	105

Showing rows 1 - 4 of 4

Q20 - Muma College of Business Administration Information Systems & Management

For each of the following titles that have not been renewed, please state the importance of immediacy of access to your research.





#	Field	Minimum	Maximum	Mean	Std Deviation	Variance	Count
1	BOARD LEADERSHIP: POLICY GOVERNANCE IN ACTION	1.00	5.00	1.88	1.09	1.18	93

#	Field	Minimum	Maximum	Mean	Std Deviation	Variance	Count
2	BUSINESS STRATEGY AND DEVELOPMENT	1.00	5.00	1.94	1.13	1.27	94
3	DESIGN MANAGEMENT JOURNAL	1.00	5.00	1.92	1.13	1.28	95
4	DESIGN MANAGEMENT REVIEW	1.00	5.00	1.91	1.12	1.24	95
5	ELECTRONIC JOURNAL OF INFORMATION SYSTEMS IN DEVELOPING COUNTRIES	1.00	5.00	2.01	1.16	1.34	95
6	International Corporate Responsibility Series	1.00	5.00	1.96	1.13	1.27	94
7	International Journal of Law and Information Technology	1.00	5.00	1.89	1.07	1.14	94
8	INTERNATIONAL JOURNAL OF SATELLITE COMMUNICATIONS AND NETWORKING	1.00	5.00	1.74	0.96	0.92	93
9	Journal of Complex Networks	1.00	5.00	1.78	1.00	1.01	93
10	Journal of Logic and Computation	1.00	5.00	1.80	1.04	1.09	93
11	JOURNAL OF MULTI-CRITERIA DECISION ANALYSIS	1.00	5.00	1.81	1.08	1.17	93
12	MAJOR GIFTS REPORT	1.00	5.00	1.70	0.96	0.92	93
13	Manufacturing & Service Operations Management	1.00	5.00	1.86	1.14	1.30	96
14	MEMBERSHIP MANAGEMENT REPORT	1.00	5.00	1.67	0.88	0.78	93
15	MIT SLOAN MANAGEMENT REVIEW	1.00	5.00	2.49	1.58	2.49	99

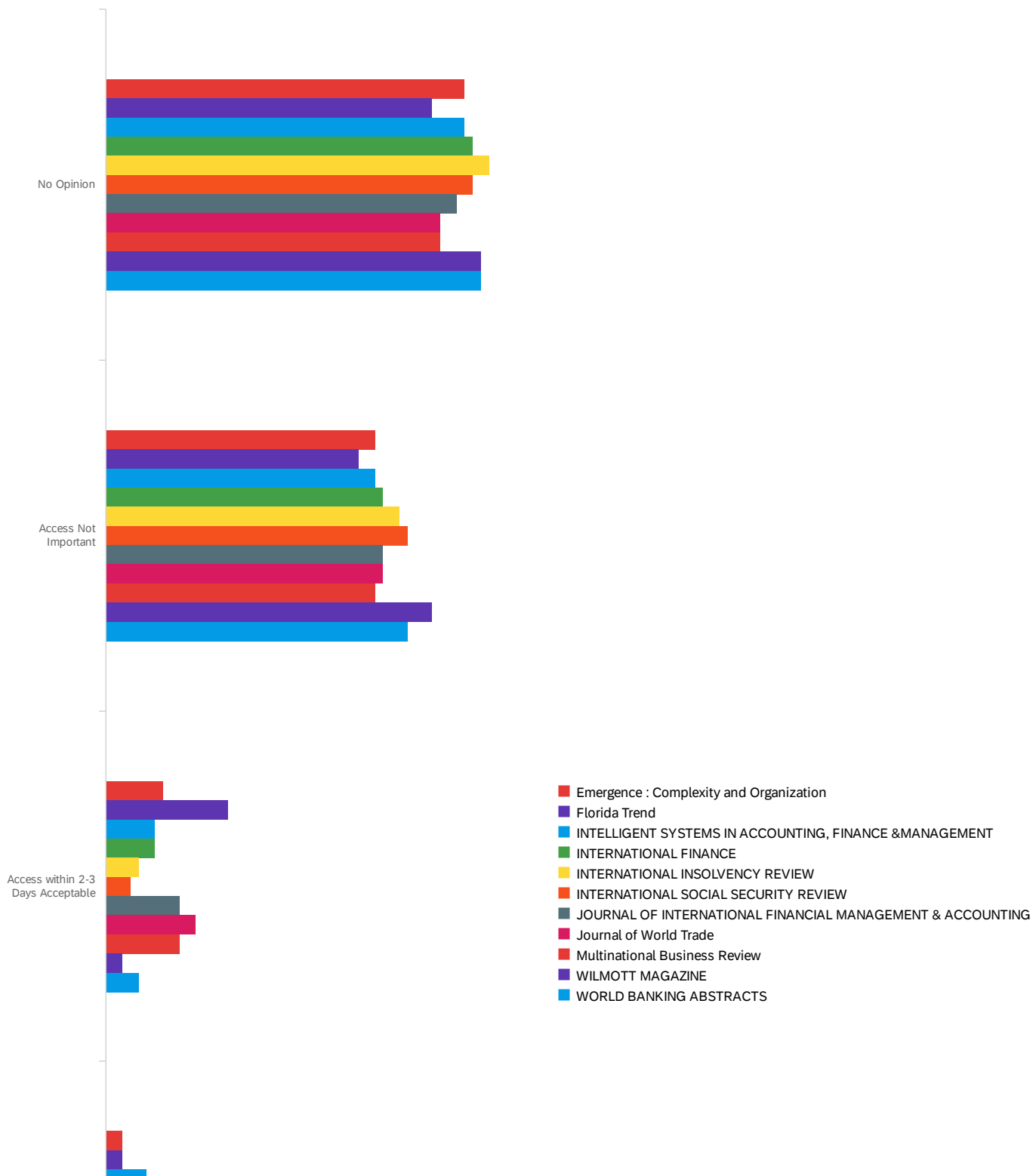
#	Field	No Opinion	Access Not Important	Access within 2-3 Days Acceptable	Access within 24 Hours Acceptable	Immediate Online Access Essential	Total
1	BOARD LEADERSHIP: POLICY GOVERNANCE IN ACTION	46.24% 43	33.33% 31	11.83% 11	3.23% 3	5.38% 5	93
2	BUSINESS STRATEGY AND DEVELOPMENT	42.55% 40	38.30% 36	9.57% 9	2.13% 2	7.45% 7	94
3	DESIGN MANAGEMENT JOURNAL	43.16% 41	40.00% 38	6.32% 6	3.16% 3	7.37% 7	95
4	DESIGN MANAGEMENT REVIEW	43.16% 41	40.00% 38	7.37% 7	2.11% 2	7.37% 7	95
5	ELECTRONIC JOURNAL OF INFORMATION SYSTEMS IN DEVELOPING COUNTRIES	41.05% 39	35.79% 34	10.53% 10	6.32% 6	6.32% 6	95

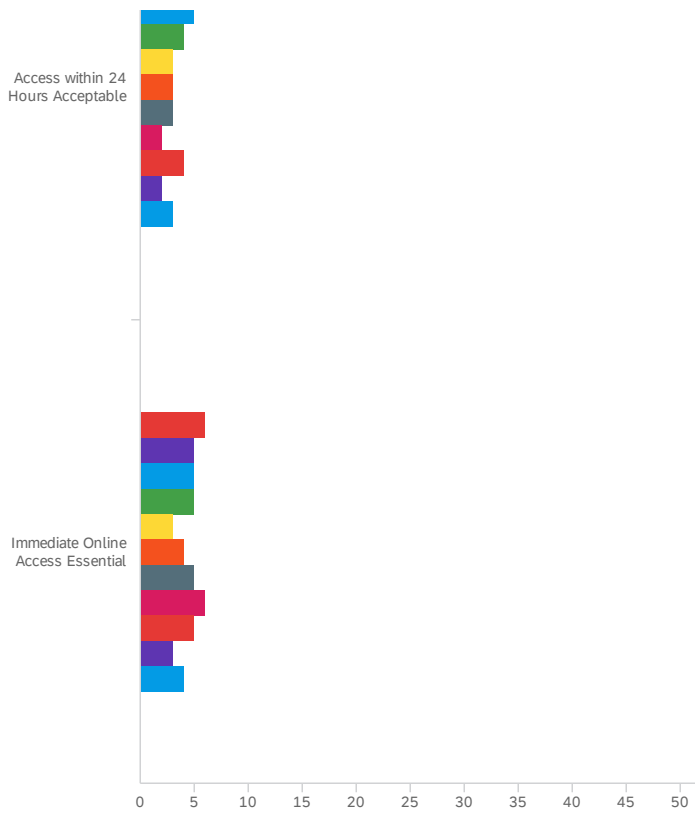
#	Field	No Opinion	Access Not Important	Access within 2-3 Days Acceptable	Access within 24 Hours Acceptable	Immediate Online Access Essential	Total
6	International Corporate Responsibility Series	43.62% 41	32.98% 31	13.83% 13	3.19% 3	6.38% 6	94
7	International Journal of Law and Information Technology	43.62% 41	37.23% 35	10.64% 10	3.19% 3	5.32% 5	94
8	INTERNATIONAL JOURNAL OF SATELLITE COMMUNICATIONSAND NETWORKING	47.31% 44	41.94% 39	4.30% 4	2.15% 2	4.30% 4	93
9	Journal of Complex Networks	46.24% 43	40.86% 38	6.45% 6	1.08% 1	5.38% 5	93
10	Journal of Logic and Computation	47.31% 44	39.78% 37	4.30% 4	3.23% 3	5.38% 5	93
11	JOURNAL OF MULTI-CRITERIA DECISION ANALYSIS	48.39% 45	38.71% 36	2.15% 2	5.38% 5	5.38% 5	93
12	MAJOR GIFTS REPORT	50.54% 47	39.78% 37	3.23% 3	2.15% 2	4.30% 4	93
13	Manufacturing & Service Operations Management	47.92% 46	35.42% 34	6.25% 6	3.13% 3	7.29% 7	96
14	MEMBERSHIP MANAGEMENT REPORT	49.46% 46	43.01% 40	2.15% 2	2.15% 2	3.23% 3	93
15	MIT SLOAN MANAGEMENT REVIEW	39.39% 39	23.23% 23	7.07% 7	9.09% 9	21.21% 21	99

Showing rows 1 - 15 of 15

Q21 - Muma College of Business Administration Kate Tiedemann School of Business

and Finance For each of the following titles that have not been renewed, please state the importance of immediacy of access to your research.



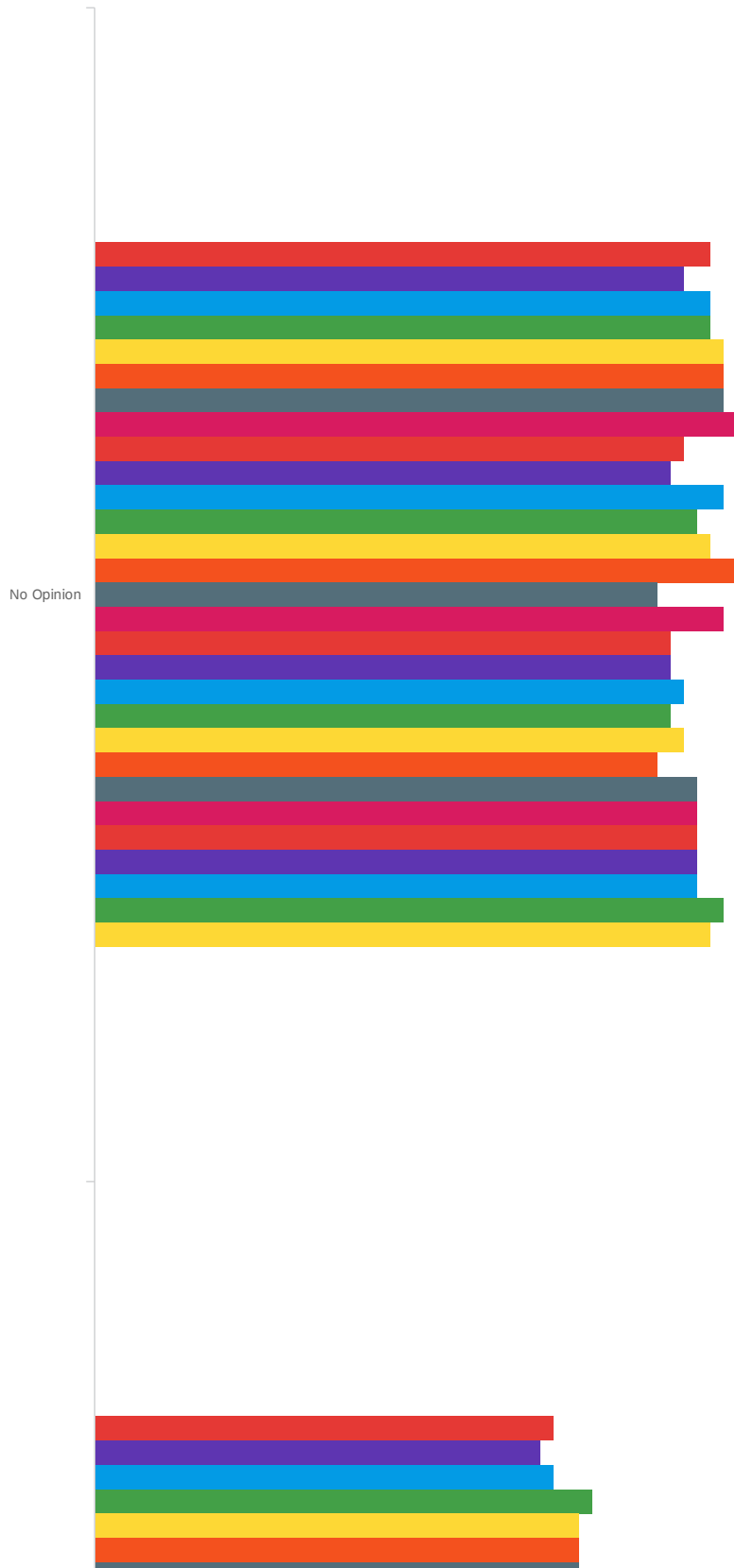


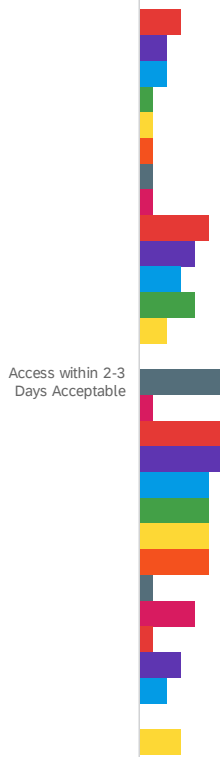
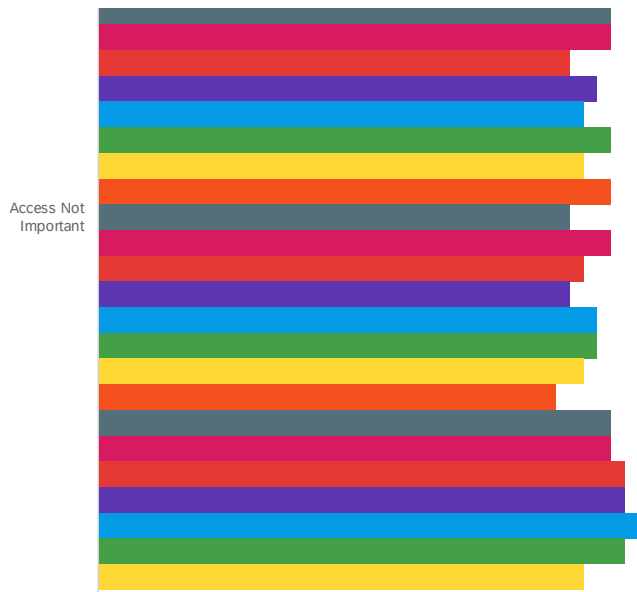
#	Field	Minimum	Maximum	Mean	Std Deviation	Variance	Count
1	Emergence : Complexity and Organization	1.00	5.00	1.84	1.10	1.20	92
2	Florida Trend	1.00	5.00	1.94	1.08	1.16	93
3	INTELLIGENT SYSTEMS IN ACCOUNTING, FINANCE &MANAGEMENT	1.00	5.00	1.86	1.10	1.22	93
4	INTERNATIONAL FINANCE	1.00	5.00	1.83	1.08	1.16	94
5	INTERNATIONAL INSOLVENCY REVIEW	1.00	5.00	1.70	0.94	0.88	93
6	INTERNATIONAL SOCIAL SECURITY REVIEW	1.00	5.00	1.74	0.99	0.98	92
7	JOURNAL OF INTERNATIONAL FINANCIAL MANAGEMENT & ACCOUNTING	1.00	5.00	1.86	1.07	1.14	94
8	Journal of World Trade	1.00	5.00	1.91	1.10	1.21	94
9	Multinational Business Review	1.00	5.00	1.90	1.09	1.20	92
10	WILMOTT MAGAZINE	1.00	5.00	1.67	0.88	0.78	93
11	WORLD BANKING ABSTRACTS	1.00	5.00	1.74	0.99	0.98	94

#	Field	No Opinion		Access Not Important		Access within 2-3 Days Acceptable		Access within 24 Hours Acceptable		Immediate Online Access Essential		Total
1	Emergence : Complexity and Organization	47.83%	44	35.87%	33	7.61%	7	2.17%	2	6.52%	6	92
2	Florida Trend	43.01%	40	33.33%	31	16.13%	15	2.15%	2	5.38%	5	93
3	INTELLIGENT SYSTEMS IN ACCOUNTING, FINANCE &MANAGEMENT	47.31%	44	35.48%	33	6.45%	6	5.38%	5	5.38%	5	93
4	INTERNATIONAL FINANCE	47.87%	45	36.17%	34	6.38%	6	4.26%	4	5.32%	5	94
5	INTERNATIONAL INSOLVENCY REVIEW	50.54%	47	38.71%	36	4.30%	4	3.23%	3	3.23%	3	93
6	INTERNATIONAL SOCIAL SECURITY REVIEW	48.91%	45	40.22%	37	3.26%	3	3.26%	3	4.35%	4	92
7	JOURNAL OF INTERNATIONAL FINANCIAL MANAGEMENT & ACCOUNTING	45.74%	43	36.17%	34	9.57%	9	3.19%	3	5.32%	5	94
8	Journal of World Trade	43.62%	41	36.17%	34	11.70%	11	2.13%	2	6.38%	6	94
9	Multinational Business Review	44.57%	41	35.87%	33	9.78%	9	4.35%	4	5.43%	5	92
10	WILMOTT MAGAZINE	49.46%	46	43.01%	40	2.15%	2	2.15%	2	3.23%	3	93
11	WORLD BANKING ABSTRACTS	48.94%	46	39.36%	37	4.26%	4	3.19%	3	4.26%	4	94

Showing rows 1 - 11 of 11

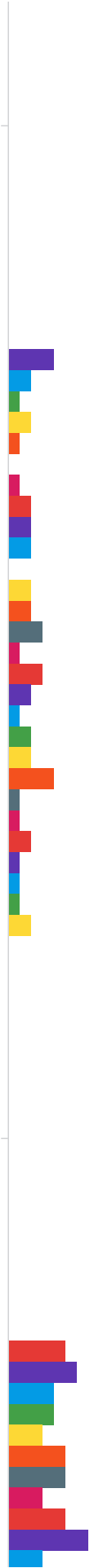
Q22 - Law For each of the following titles that have not been renewed, please state the importance of immediacy of access to your research.

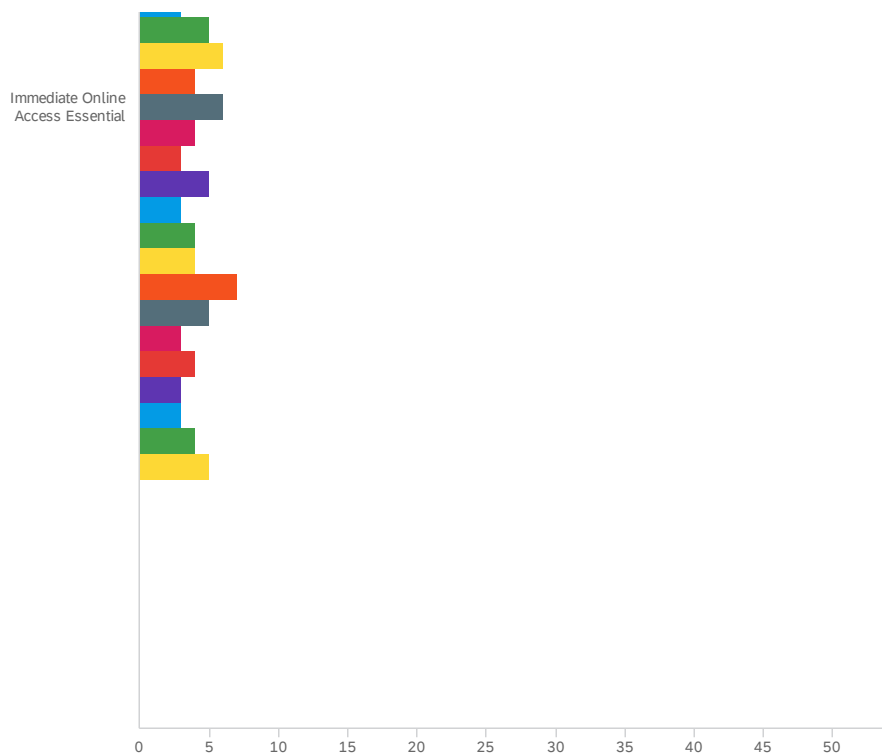




- ALTERNATIVES TO THE HIGH COST OF LITIGATION
- American Journal of Jurisprudence
- Arbitration International
- British Yearbook of International Law
- BRUCE R HOPKINS' NONPROFIT COUNSEL
- Chinese Journal of Comparative Law
- Chinese Journal of International Law
- COLLEGE ATHLETICS AND THE LAW
- Current Legal Problems
- European Journal of International Law
- Industrial Law Journal
- International Data Privacy Law
- International Journal of Constitutional Law
- Jerusalem Review of Legal Studies
- Journal of Conflict and Security Law
- Journal of European Competition Law & Practice
- Journal of Intellectual Property Law & Practice
- JOURNAL OF SUPREME COURT HISTORY
- Journal of World Energy Law & Business
- JOURNAL OF WORLD INTELLECTUAL PROPERTY
- London Review of International Law
- Oxford Journal of Legal Studies
- RATIO JURIS
- Reports of Patent, Design and Trade Mark Cases
- Statute Law Review
- Trusts & Trustees
- Uniform Law Review
- Yearbook of European Law
- Yearbook of International Environmental Law

Access within 24
Hours Acceptable





#	Field	Minimum	Maximum	Mean	Std Deviation	Variance	Count
1	ALTERNATIVES TO THE HIGH COST OF LITIGATION	1.00	5.00	1.68	0.98	0.95	90
2	American Journal of Jurisprudence	1.00	5.00	1.81	1.12	1.25	91
3	Arbitration International	1.00	5.00	1.68	0.96	0.93	90
4	British Yearbook of International Law	1.00	5.00	1.65	0.92	0.84	91
5	BRUCE R HOPKINS' NONPROFIT COUNSEL	1.00	5.00	1.63	0.89	0.78	91
6	Chinese Journal of Comparative Law	1.00	5.00	1.67	0.98	0.96	92
7	Chinese Journal of International Law	1.00	5.00	1.65	0.95	0.91	91
8	COLLEGE ATHLETICS AND THE LAW	1.00	5.00	1.59	0.85	0.72	91
9	Current Legal Problems	1.00	5.00	1.77	1.04	1.08	91
10	European Journal of International Law	1.00	5.00	1.84	1.12	1.25	93
11	Industrial Law Journal	1.00	5.00	1.65	0.91	0.82	91
12	International Data Privacy Law	1.00	5.00	1.71	0.97	0.95	92
13	International Journal of Constitutional Law	1.00	5.00	1.75	1.07	1.14	92
14	Jerusalem Review of Legal Studies	1.00	5.00	1.64	0.94	0.88	92

#	Field	Minimum	Maximum	Mean	Std Deviation	Variance	Count
15	Journal of Conflict and Security Law	1.00	5.00	1.86	1.11	1.23	92
16	Journal of European Competition Law & Practice	1.00	5.00	1.64	0.92	0.85	91
17	Journal of Intellectual Property Law & Practice	1.00	5.00	1.75	0.96	0.91	91
18	JOURNAL OF SUPREME COURT HISTORY	1.00	5.00	1.79	1.04	1.09	91
19	Journal of World Energy Law & Business	1.00	5.00	1.68	0.89	0.80	90
20	JOURNAL OF WORLD INTELLECTUAL PROPERTY	1.00	5.00	1.75	0.98	0.96	91
21	London Review of International Law	1.00	5.00	1.74	0.98	0.96	91
22	Oxford Journal of Legal Studies	1.00	5.00	1.90	1.17	1.37	92
23	RATIO JURIS	1.00	5.00	1.69	0.98	0.97	90
24	Reports of Patent, Design and Trade Mark Cases	1.00	5.00	1.66	0.88	0.77	91
25	Statute Law Review	1.00	5.00	1.68	0.95	0.90	91
26	Trusts & Trustees	1.00	5.00	1.65	0.87	0.76	91
27	Uniform Law Review	1.00	5.00	1.64	0.86	0.74	91
28	Yearbook of European Law	1.00	5.00	1.63	0.91	0.83	91
29	Yearbook of International Environmental Law	1.00	5.00	1.73	1.02	1.05	92

#	Field	No Opinion	Access Not Important	Access within 2-3 Days Acceptable	Access within 24 Hours Acceptable	Immediate Online Access Essential	Total
1	ALTERNATIVES TO THE HIGH COST OF LITIGATION	52.22% 47	38.89% 35	3.33% 3	0.00% 0	5.56% 5	90
2	American Journal of Jurisprudence	49.45% 45	37.36% 34	2.20% 2	4.40% 4	6.59% 6	91
3	Arbitration International	52.22% 47	38.89% 35	2.22% 2	2.22% 2	4.44% 4	90
4	British Yearbook of International Law	51.65% 47	41.76% 38	1.10% 1	1.10% 1	4.40% 4	91
5	BRUCE R HOPKINS' NONPROFIT COUNSEL	52.75% 48	40.66% 37	1.10% 1	2.20% 2	3.30% 3	91
6	Chinese Journal of Comparative Law	52.17% 48	40.22% 37	1.09% 1	1.09% 1	5.43% 5	92

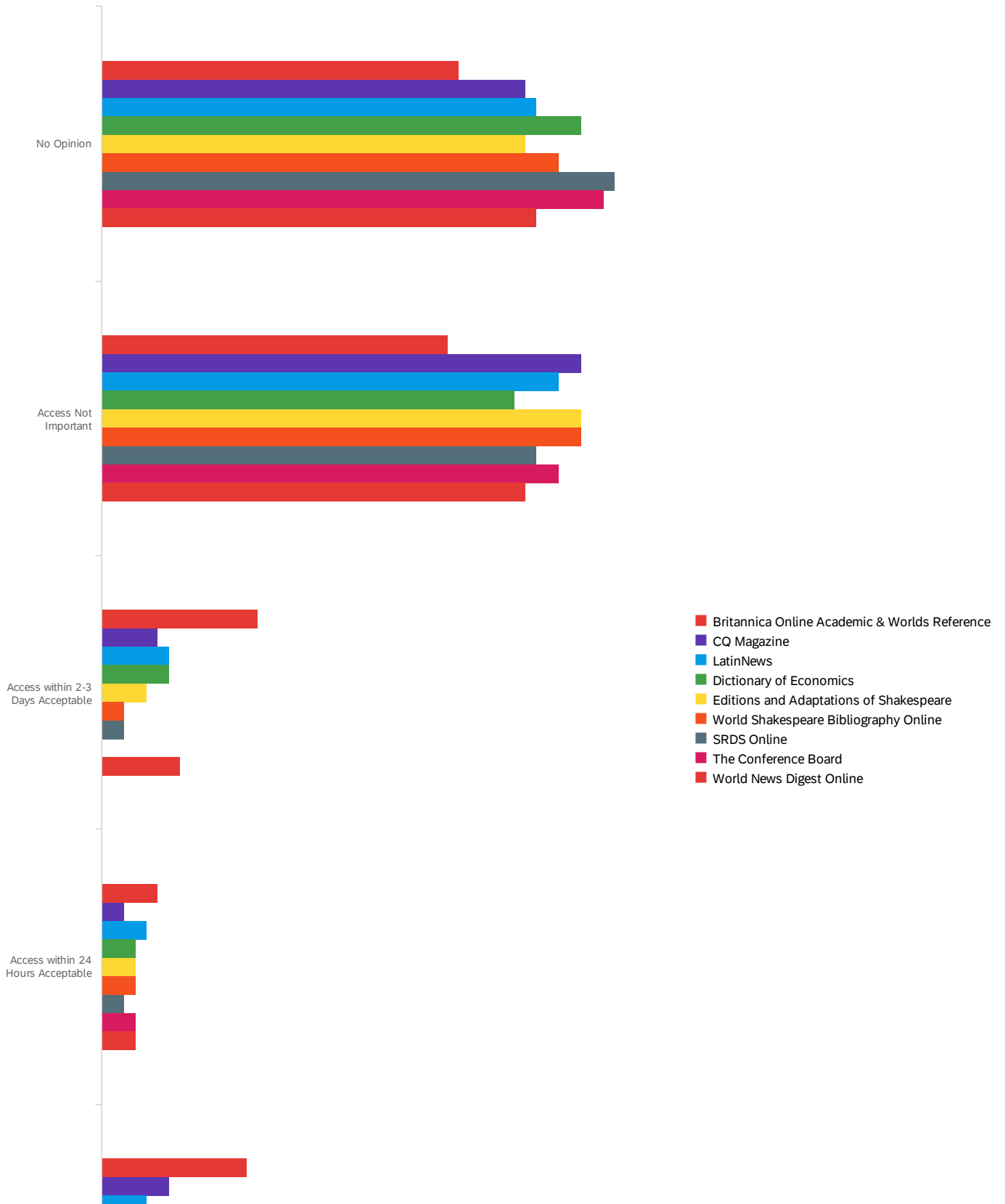
#	Field	No Opinion		Access Not Important		Access within 2-3 Days Acceptable		Access within 24 Hours Acceptable		Immediate Online Access Essential		Total
7	Chinese Journal of International Law	52.75%	48	40.66%	37	1.10%	1	0.00%	0	5.49%	5	91
8	COLLEGE ATHLETICS AND THE LAW	53.85%	49	40.66%	37	1.10%	1	1.10%	1	3.30%	3	91
9	Current Legal Problems	49.45%	45	37.36%	34	5.49%	5	2.20%	2	5.49%	5	91
10	European Journal of International Law	47.31%	44	38.71%	36	4.30%	4	2.15%	2	7.53%	7	93
11	Industrial Law Journal	52.75%	48	38.46%	35	3.30%	3	2.20%	2	3.30%	3	91
12	International Data Privacy Law	50.00%	46	40.22%	37	4.35%	4	0.00%	0	5.43%	5	92
13	International Journal of Constitutional Law	51.09%	47	38.04%	35	2.17%	2	2.17%	2	6.52%	6	92
14	Jerusalem Review of Legal Studies	53.26%	49	40.22%	37	0.00%	0	2.17%	2	4.35%	4	92
15	Journal of Conflict and Security Law	46.74%	43	36.96%	34	6.52%	6	3.26%	3	6.52%	6	92
16	Journal of European Competition Law & Practice	52.75%	48	40.66%	37	1.10%	1	1.10%	1	4.40%	4	91
17	Journal of Intellectual Property Law & Practice	48.35%	44	38.46%	35	6.59%	6	3.30%	3	3.30%	3	91
18	JOURNAL OF SUPREME COURT HISTORY	48.35%	44	37.36%	34	6.59%	6	2.20%	2	5.49%	5	91
19	Journal of World Energy Law & Business	50.00%	45	40.00%	36	5.56%	5	1.11%	1	3.33%	3	90
20	JOURNAL OF WORLD INTELLECTUAL PROPERTY	48.35%	44	39.56%	36	5.49%	5	2.20%	2	4.40%	4	91
21	London Review of International Law	49.45%	45	38.46%	35	5.49%	5	2.20%	2	4.40%	4	91
22	Oxford Journal of Legal Studies	46.74%	43	35.87%	33	5.43%	5	4.35%	4	7.61%	7	92
23	RATIO JURIS	51.11%	46	41.11%	37	1.11%	1	1.11%	1	5.56%	5	90
24	Reports of Patent, Design and Trade Mark Cases	50.55%	46	40.66%	37	4.40%	4	1.10%	1	3.30%	3	91
25	Statute Law Review	50.55%	46	41.76%	38	1.10%	1	2.20%	2	4.40%	4	91
26	Trusts & Trustees	50.55%	46	41.76%	38	3.30%	3	1.10%	1	3.30%	3	91
27	Uniform Law Review	50.55%	46	42.86%	39	2.20%	2	1.10%	1	3.30%	3	91
28	Yearbook of European Law	52.75%	48	41.76%	38	0.00%	0	1.10%	1	4.40%	4	91

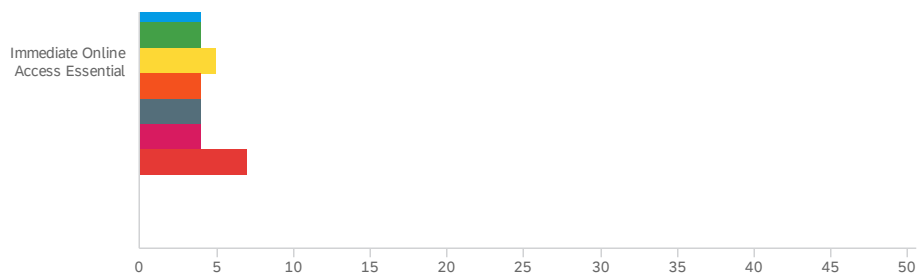
#	Field	No Opinion	Access Not Important	Access within 2-3 Days Acceptable	Access within 24 Hours Acceptable	Immediate Online Access Essential	Total
29	Yearbook of International Environmental Law	51.09% 47	38.04% 35	3.26% 3	2.17% 2	5.43% 5	92

Showing rows 1 - 29 of 29

Q23 - Non-Journal Resources For each of the following titles that have not been

renewed, please state the importance of immediacy of access to your research.





#	Field	Minimum	Maximum	Mean	Std Deviation	Variance	Count
1	Britannica Online Academic & Worlds Reference	1.00	5.00	2.33	1.35	1.82	95
2	CQ Magazine	1.00	5.00	1.88	1.05	1.10	94
3	LatinNews	1.00	5.00	1.86	1.01	1.01	94
4	Dictionary of Economics	1.00	5.00	1.80	1.00	1.00	93
5	Editions and Adaptations of Shakespeare	1.00	5.00	1.86	1.02	1.04	93
6	World Shakespeare Bibliography Online	1.00	5.00	1.77	0.96	0.93	93
7	SRDS Online	1.00	5.00	1.70	0.95	0.90	93
8	The Conference Board	1.00	5.00	1.71	0.96	0.92	93
9	World News Digest Online	1.00	5.00	1.95	1.13	1.28	94

#	Field	No Opinion		Access Not Important		Access within 2-3 Days Acceptable		Access within 24 Hours Acceptable		Immediate Online Access Essential		Total
1	Britannica Online Academic & Worlds Reference	33.68%	32	32.63%	31	14.74%	14	5.26%	5	13.68%	13	95
2	CQ Magazine	40.43%	38	45.74%	43	5.32%	5	2.13%	2	6.38%	6	94
3	LatinNews	41.49%	39	43.62%	41	6.38%	6	4.26%	4	4.26%	4	94
4	Dictionary of Economics	46.24%	43	39.78%	37	6.45%	6	3.23%	3	4.30%	4	93
5	Editions and Adaptations of Shakespeare	40.86%	38	46.24%	43	4.30%	4	3.23%	3	5.38%	5	93
6	World Shakespeare Bibliography Online	44.09%	41	46.24%	43	2.15%	2	3.23%	3	4.30%	4	93
7	SRDS Online	49.46%	46	41.94%	39	2.15%	2	2.15%	2	4.30%	4	93
8	The Conference Board	48.39%	45	44.09%	41	0.00%	0	3.23%	3	4.30%	4	93
9	World News Digest Online	41.49%	39	40.43%	38	7.45%	7	3.19%	3	7.45%	7	94

Showing rows 1 - 9 of 9

End of Report