

Default Report

STEM Cluster

May 6, 2021 7:27 AM MDT

Q1 - What is your department/school?

#	Field	Choice Count
1	Arts & Sciences	69.86% 102
25	Behavioral & Community Sciences	0.68% 1
33	Education	0.68% 1
39	Engineering	23.29% 34
48	USF Libraries	0.00% 0
50	Marine Science	3.42% 5
52	Muma College of Business	0.00% 0
60	The Arts	1.37% 2
66	Other	0.68% 1
		146

Showing rows 1 - 10 of 10

#	Field	Choice Count
2	Anthropology	0.68% 1
3	Cell Biology, Microbiology, & Molecular Biology	0.00% 0
4	Chemistry	23.97% 35
5	Communication	0.00% 0
6	Economics	0.00% 0
7	English	0.00% 0
8	History	0.00% 0
9	Humanities & Cultural Studies	0.00% 0
10	Integrative Biology	8.22% 12
11	Mathematics & Statistics	15.75% 23
12	Philosophy	0.00% 0
13	Physics	4.79% 7
14	Psychology	0.00% 0

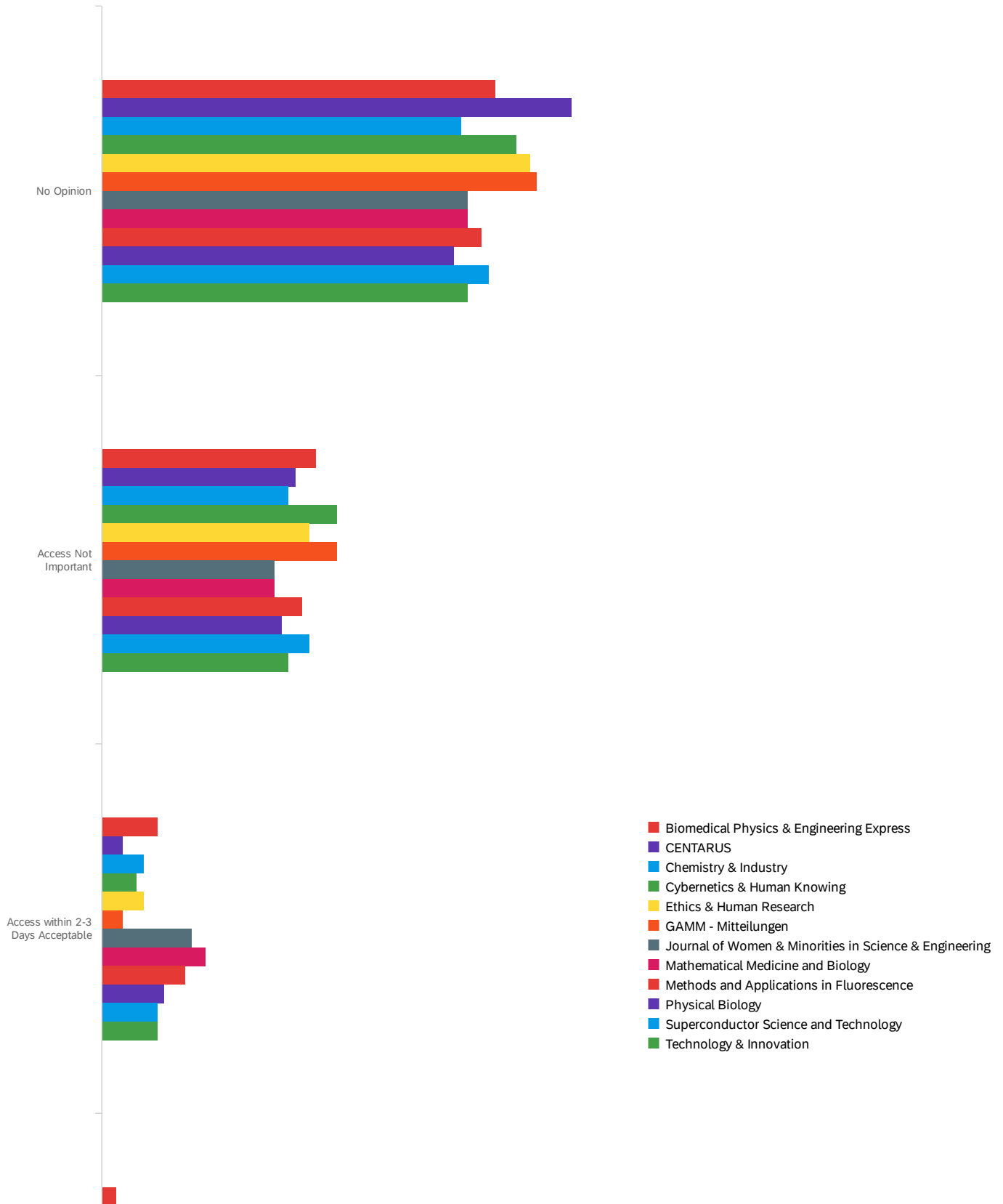
#	Field	Choice Count
15	Religious Studies	0.00% 0
16	School of Geosciences	15.07% 22
17	School of Information	0.00% 0
18	School of Interdisciplinary Global Studies	0.00% 0
19	School of Public Affairs	0.00% 0
20	Sociology	0.68% 1
21	Women's & Gender Studies	0.00% 0
22	World Languages	0.00% 0
23	Zimmerman School of Advertising & Mass Communication	0.00% 0
24	Other	3.42% 5
26	Aging Studies	0.00% 0
27	Child & Family Studies	0.00% 0
28	Communication Sciences & Disorders	0.68% 1
29	Criminology	0.00% 0
30	Mental Health Law & Policy	0.00% 0
31	Social Work	0.00% 0
34	Curriculum, Instruction, and Learning	0.00% 0
35	Education & Psychological Studies	0.00% 0
36	Language, Literacy, Exceptional, EdD and Physical Education (LLEEP)	0.00% 0
37	Leadership, Policy & Life Long Learning	0.00% 0
40	Chemical & Biomedical	1.37% 2
41	Civil & Environmental	2.74% 4
42	Computer Science & Engineering	5.48% 8
43	Electrical Engineering	2.05% 3
44	Industrial & Management System	1.37% 2
45	Mechanical	7.53% 11
46	Medical Engineering	1.37% 2
49	USF Libraries	0.00% 0
51	Marine Science	3.42% 5

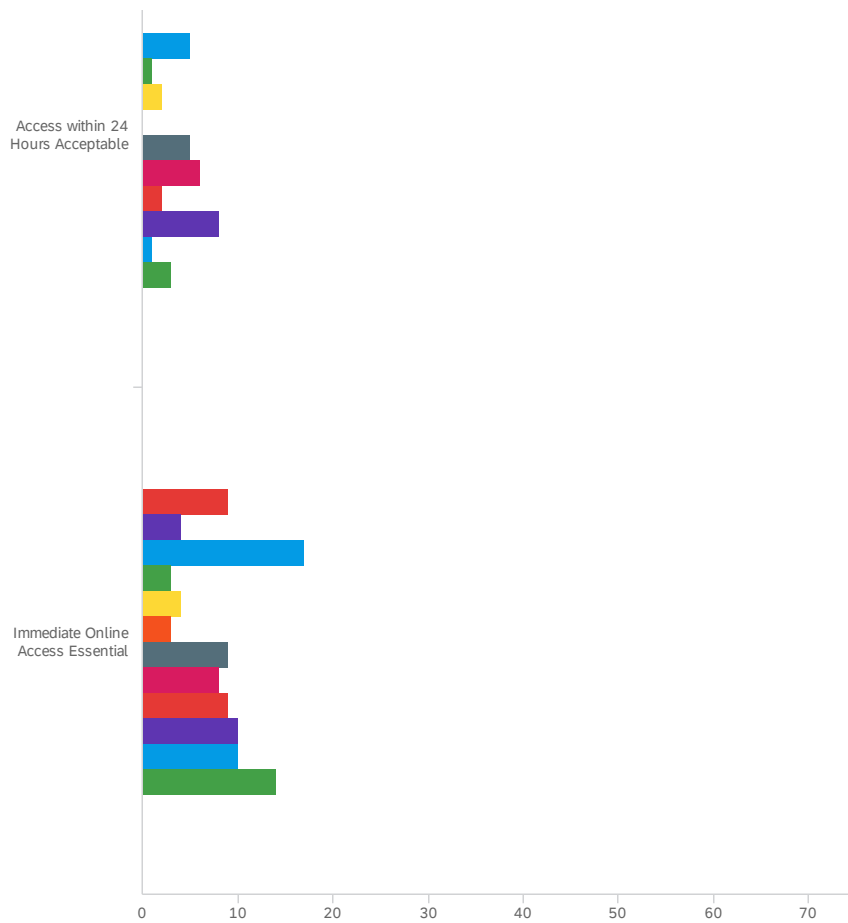
#	Field	Choice Count
53	Kate Tiedemann School of Business & Finance	0.00% 0
54	School of Hospitality and Tourism Management	0.00% 0
55	School of Risk Management & Insurance	0.00% 0
56	Lynn Pippenger School of Accountancy	0.00% 0
57	School of Information Systems & Management	0.00% 0
58	School of Marketing and Innovation	0.00% 0
61	Architecture & Community Design	0.68% 1
62	Art & Art History	0.00% 0
63	School of Music	0.68% 1
64	Theatre & Dance	0.00% 0

146

Showing rows 1 - 53 of 53

Q2 - Cross-Disciplinary For each of the following titles that have not been renewed, please state the importance of immediacy of access to your research.





#	Field	Minimum	Maximum	Mean	Std Deviation	Variance	Count
1	Biomedical Physics & Engineering Express	1.00	5.00	1.83	1.19	1.41	107
2	CENTARUS	1.00	5.00	1.49	0.88	0.77	103
3	Chemistry & Industry	1.00	5.00	2.14	1.46	2.14	107
4	Cybernetics & Human Knowing	1.00	5.00	1.57	0.87	0.75	103
5	Ethics & Human Research	1.00	5.00	1.62	0.96	0.93	104
6	GAMM - Mitteilungen	1.00	5.00	1.50	0.81	0.66	103
7	Journal of Women & Minorities in Science & Engineering	1.00	5.00	1.97	1.26	1.59	105
8	Mathematical Medicine and Biology	1.00	5.00	1.98	1.24	1.53	107
9	Methods and Applications in Fluorescence	1.00	5.00	1.89	1.20	1.45	107
10	Physical Biology	1.00	5.00	2.04	1.32	1.75	104
11	Superconductor Science and Technology	1.00	5.00	1.85	1.22	1.48	105

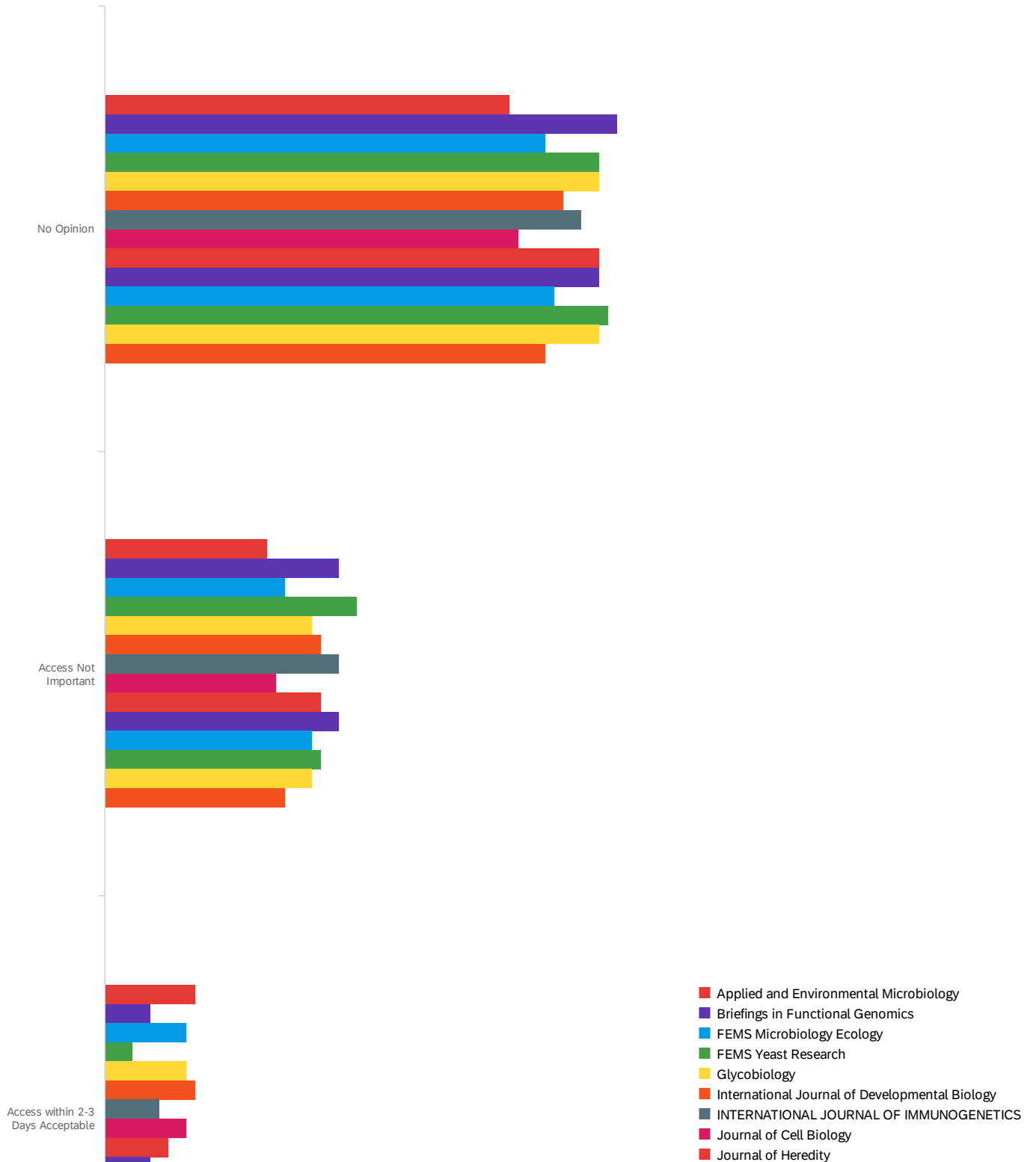
#	Field	Minimum	Maximum	Mean	Std Deviation	Variance	Count
12	Technology & Innovation	1.00	5.00	2.03	1.38	1.89	105

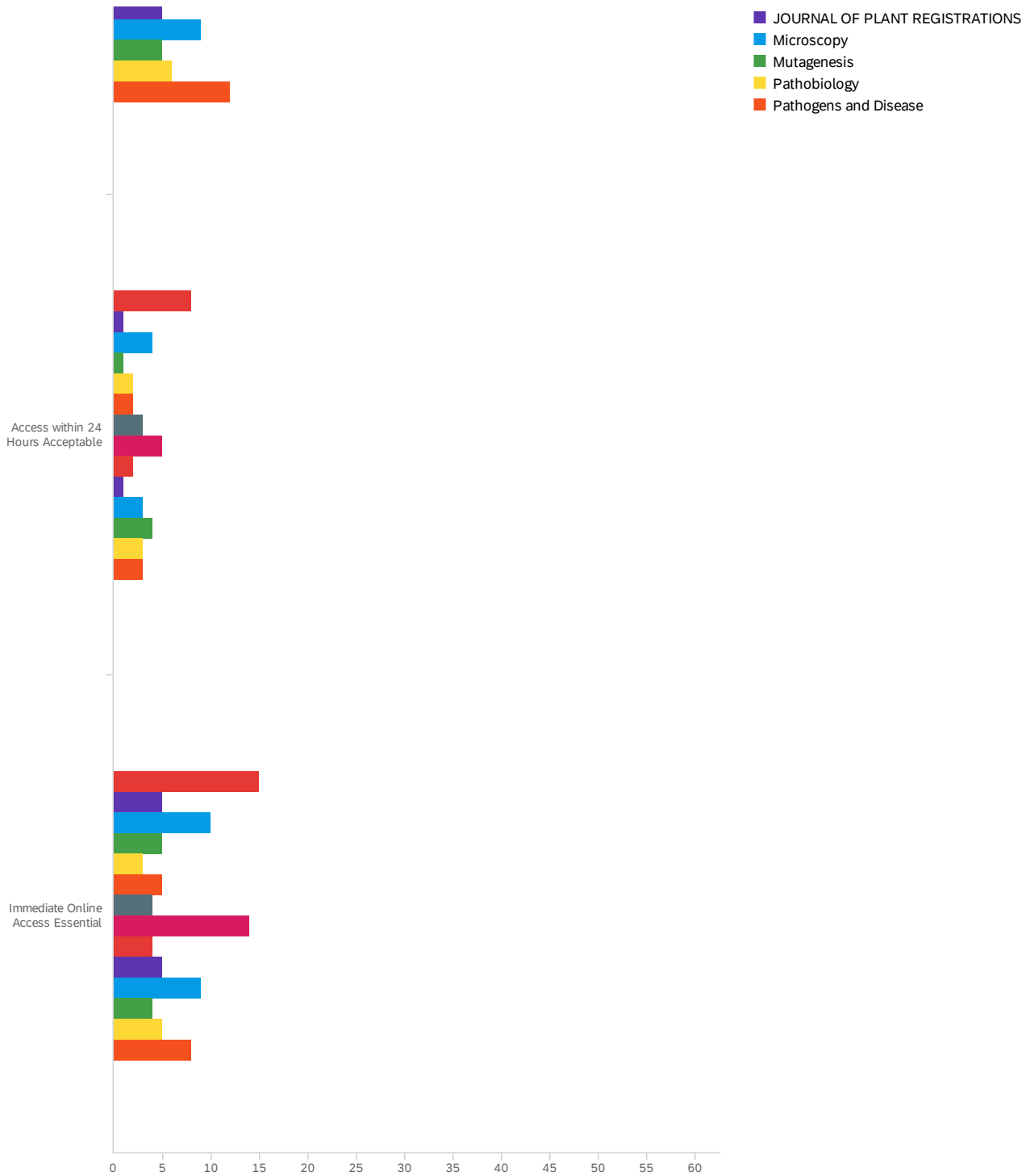
#	Field	No Opinion	Access Not Important	Access within 2-3 Days Acceptable	Access within 24 Hours Acceptable	Immediate Online Access Essential	Total
1	Biomedical Physics & Engineering Express	53.27% 57	28.97% 31	7.48% 8	1.87% 2	8.41% 9	107
2	CENTARUS	66.02% 68	27.18% 28	2.91% 3	0.00% 0	3.88% 4	103
3	Chemistry & Industry	48.60% 52	25.23% 27	5.61% 6	4.67% 5	15.89% 17	107
4	Cybernetics & Human Knowing	58.25% 60	33.01% 34	4.85% 5	0.97% 1	2.91% 3	103
5	Ethics & Human Research	59.62% 62	28.85% 30	5.77% 6	1.92% 2	3.85% 4	104
6	GAMM - Mitteilungen	61.17% 63	33.01% 34	2.91% 3	0.00% 0	2.91% 3	103
7	Journal of Women & Minorities in Science & Engineering	50.48% 53	23.81% 25	12.38% 13	4.76% 5	8.57% 9	105
8	Mathematical Medicine and Biology	49.53% 53	23.36% 25	14.02% 15	5.61% 6	7.48% 8	107
9	Methods and Applications in Fluorescence	51.40% 55	27.10% 29	11.21% 12	1.87% 2	8.41% 9	107
10	Physical Biology	49.04% 51	25.00% 26	8.65% 9	7.69% 8	9.62% 10	104
11	Superconductor Science and Technology	53.33% 56	28.57% 30	7.62% 8	0.95% 1	9.52% 10	105
12	Technology & Innovation	50.48% 53	25.71% 27	7.62% 8	2.86% 3	13.33% 14	105

Showing rows 1 - 12 of 12

Q3 - College of Arts & Sciences Cell Biology, Microbiology and Molecular Biology For

each of the following titles that have not been renewed, please state the importance of immediacy of access to your research.





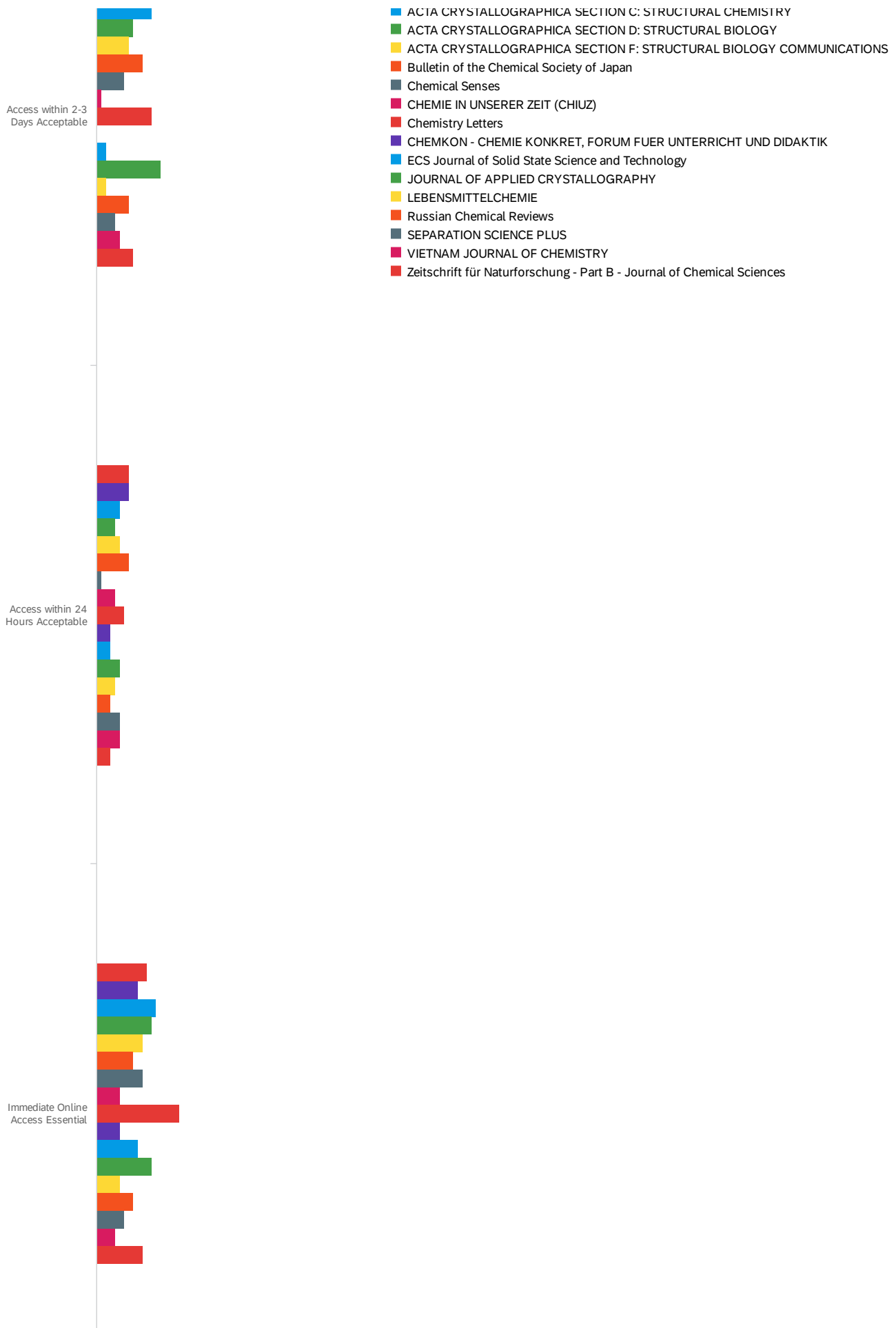
#	Field	Minimum	Maximum	Mean	Std Deviation	Variance	Count
1	Applied and Environmental Microbiology	1.00	5.00	2.27	1.50	2.24	96
2	Briefings in Functional Genomics	1.00	5.00	1.63	1.02	1.04	94
3	FEMS Microbiology Ecology	1.00	5.00	1.98	1.33	1.78	92
4	FEMS Yeast Research	1.00	5.00	1.62	1.01	1.02	92

#	Field	Minimum	Maximum	Mean	Std Deviation	Variance	Count
5	Glycobiology	1.00	5.00	1.64	0.97	0.95	92
6	International Journal of Developmental Biology	1.00	5.00	1.76	1.09	1.18	92
7	INTERNATIONAL JOURNAL OF IMMUNOGENETICS	1.00	5.00	1.68	1.03	1.06	92
8	Journal of Cell Biology	1.00	5.00	2.16	1.46	2.14	93
9	Journal of Heredity	1.00	5.00	1.65	1.02	1.03	92
10	JOURNAL OF PLANT REGISTRATIONS	1.00	5.00	1.64	1.03	1.06	92
11	Microscopy	1.00	5.00	1.91	1.27	1.61	94
12	Mutagenesis	1.00	5.00	1.67	1.05	1.10	93
13	Pathobiology	1.00	5.00	1.70	1.09	1.19	92
14	Pathogens and Disease	1.00	5.00	1.92	1.25	1.57	92

#	Field	No Opinion	Access Not Important	Access within 2-3 Days Acceptable	Access within 24 Hours Acceptable	Immediate Online Access Essential	Total
1	Applied and Environmental Microbiology	46.88% 45	18.75% 18	10.42% 10	8.33% 8	15.63% 15	96
2	Briefings in Functional Genomics	60.64% 57	27.66% 26	5.32% 5	1.06% 1	5.32% 5	94
3	FEMS Microbiology Ecology	53.26% 49	21.74% 20	9.78% 9	4.35% 4	10.87% 10	92
4	FEMS Yeast Research	59.78% 55	30.43% 28	3.26% 3	1.09% 1	5.43% 5	92
5	Glycobiology	59.78% 55	25.00% 23	9.78% 9	2.17% 2	3.26% 3	92
6	International Journal of Developmental Biology	55.43% 51	26.09% 24	10.87% 10	2.17% 2	5.43% 5	92
7	INTERNATIONAL JOURNAL OF IMMUNOGENETICS	57.61% 53	28.26% 26	6.52% 6	3.26% 3	4.35% 4	92
8	Journal of Cell Biology	49.46% 46	20.43% 19	9.68% 9	5.38% 5	15.05% 14	93
9	Journal of Heredity	59.78% 55	26.09% 24	7.61% 7	2.17% 2	4.35% 4	92
10	JOURNAL OF PLANT REGISTRATIONS	59.78% 55	28.26% 26	5.43% 5	1.09% 1	5.43% 5	92
11	Microscopy	53.19% 50	24.47% 23	9.57% 9	3.19% 3	9.57% 9	94
12	Mutagenesis	60.22% 56	25.81% 24	5.38% 5	4.30% 4	4.30% 4	93

#	Field	No Opinion	Access Not Important	Access within 2-3 Days Acceptable	Access within 24 Hours Acceptable	Immediate Online Access Essential	Total
13	Pathobiology	59.78% 55	25.00% 23	6.52% 6	3.26% 3	5.43% 5	92
14	Pathogens and Disease	53.26% 49	21.74% 20	13.04% 12	3.26% 3	8.70% 8	92

Showing rows 1 - 14 of 14





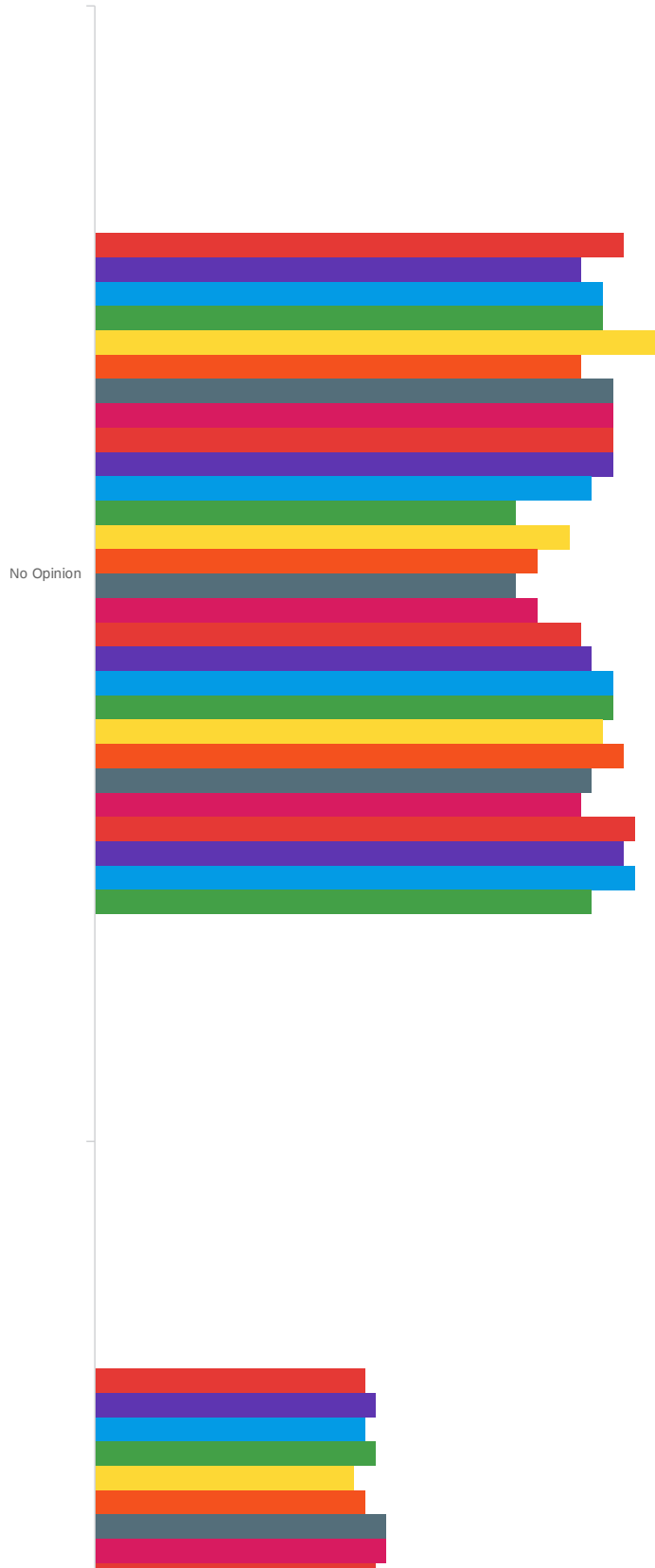
#	Field	Minimum	Maximum	Mean	Std Deviation	Variance	Count
1	ACTA CRYSTALLOGRAPHICA SECTION A: FOUNDATIONS AND ADVANCES	1.00	5.00	2.17	1.38	1.90	92
2	ACTA CRYSTALLOGRAPHICA SECTION B: STRUCTURALSCIENCE, CRYSTAL ENGINEERING AND MATERIALS	1.00	5.00	2.11	1.33	1.77	90
3	ACTA CRYSTALLOGRAPHICA SECTION C: STRUCTURAL CHEMISTRY	1.00	5.00	2.23	1.42	2.02	91
4	ACTA CRYSTALLOGRAPHICA SECTION D: STRUCTURAL BIOLOGY	1.00	5.00	2.11	1.38	1.90	91
5	ACTA CRYSTALLOGRAPHICA SECTION F: STRUCTURAL BIOLOGY COMMUNICATIONS	1.00	5.00	2.03	1.33	1.77	91
6	Bulletin of the Chemical Society of Japan	1.00	5.00	2.08	1.31	1.71	88
7	Chemical Senses	1.00	5.00	1.89	1.28	1.65	89
8	CHEMIE IN UNSERER ZEIT (CHIUZ)	1.00	5.00	1.69	1.10	1.22	86
9	Chemistry Letters	1.00	5.00	2.46	1.53	2.34	92
10	CHEMKON - CHEMIE KONKRET, FORUM FUER UNTERRICHT UND DIDAKTIK	1.00	5.00	1.64	1.06	1.12	88
11	ECS Journal of Solid State Science and Technology	1.00	5.00	1.84	1.26	1.58	90
12	JOURNAL OF APPLIED CRYSTALLOGRAPHY	1.00	5.00	2.23	1.38	1.92	92
13	LEBENSMITTELCHEMIE	1.00	5.00	1.69	1.10	1.21	88
14	Russian Chemical Reviews	1.00	5.00	1.91	1.23	1.52	89
15	SEPARATION SCIENCE PLUS	1.00	5.00	1.84	1.17	1.37	89
16	VIETNAM JOURNAL OF CHEMISTRY	1.00	5.00	1.77	1.08	1.18	88
17	Zeitschrift für Naturforschung - Part B - Journal of Chemical Sciences	1.00	5.00	1.99	1.32	1.74	89

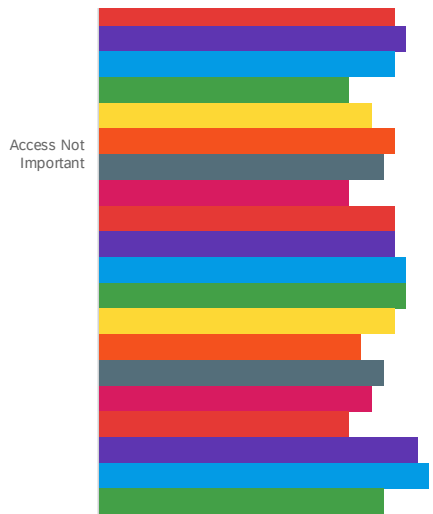
#	Field	No Opinion	Access Not Important	Access within 2-3 Days Acceptable	Access within 24 Hours Acceptable	Immediate Online Access Essential	Total
---	-------	------------	----------------------	-----------------------------------	-----------------------------------	-----------------------------------	-------

#	Field	No Opinion		Access Not Important		Access within 2-3 Days Acceptable		Access within 24 Hours Acceptable		Immediate Online Access Essential		Total
1	ACTA CRYSTALLOGRAPHICA SECTION A: FOUNDATIONS AND ADVANCES	44.57%	41	25.00%	23	10.87%	10	7.61%	7	11.96%	11	92
2	ACTA CRYSTALLOGRAPHICA SECTION B: STRUCTURALSCIENCE, CRYSTAL ENGINEERING AND MATERIALS	45.56%	41	25.56%	23	11.11%	10	7.78%	7	10.00%	9	90
3	ACTA CRYSTALLOGRAPHICA SECTION C: STRUCTURAL CHEMISTRY	43.96%	40	23.08%	21	13.19%	12	5.49%	5	14.29%	13	91
4	ACTA CRYSTALLOGRAPHICA SECTION D: STRUCTURAL BIOLOGY	46.15%	42	27.47%	25	8.79%	8	4.40%	4	13.19%	12	91
5	ACTA CRYSTALLOGRAPHICA SECTION F: STRUCTURAL BIOLOGY COMMUNICATIONS	48.35%	44	27.47%	25	7.69%	7	5.49%	5	10.99%	10	91
6	Bulletin of the Chemical Society of Japan	46.59%	41	25.00%	22	11.36%	10	7.95%	7	9.09%	8	88
7	Chemical Senses	53.93%	48	26.97%	24	6.74%	6	1.12%	1	11.24%	10	89
8	CHEMIE IN UNSERER ZEIT (CHIUZ)	59.30%	51	29.07%	25	1.16%	1	4.65%	4	5.81%	5	86
9	Chemistry Letters	39.13%	36	21.74%	20	13.04%	12	6.52%	6	19.57%	18	92
10	CHEMKON - CHEMIE KONKRET, FORUM FUER UNTERRICHT UND DIDAKTIK	60.23%	53	30.68%	27	0.00%	0	3.41%	3	5.68%	5	88
11	ECS Journal of Solid State Science and Technology	54.44%	49	30.00%	27	2.22%	2	3.33%	3	10.00%	9	90
12	JOURNAL OF APPLIED CRYSTALLOGRAPHY	42.39%	39	23.91%	22	15.22%	14	5.43%	5	13.04%	12	92
13	LEBENSMITTELCHEMIE	59.09%	52	28.41%	25	2.27%	2	4.55%	4	5.68%	5	88
14	Russian Chemical Reviews	50.56%	45	29.21%	26	7.87%	7	3.37%	3	8.99%	8	89
15	SEPARATION SCIENCE PLUS	51.69%	46	31.46%	28	4.49%	4	5.62%	5	6.74%	6	89
16	VIETNAM JOURNAL OF CHEMISTRY	53.41%	47	30.68%	27	5.68%	5	5.68%	5	4.55%	4	88
17	Zeitschrift für Naturforschung - Part B - Journal of Chemical Sciences	50.56%	45	25.84%	23	8.99%	8	3.37%	3	11.24%	10	89

Showing rows 1 - 17 of 17

Q5 - College of Arts & Sciences Geosciences For each of the following titles that have not been renewed, please state the importance of immediacy of access to your research.





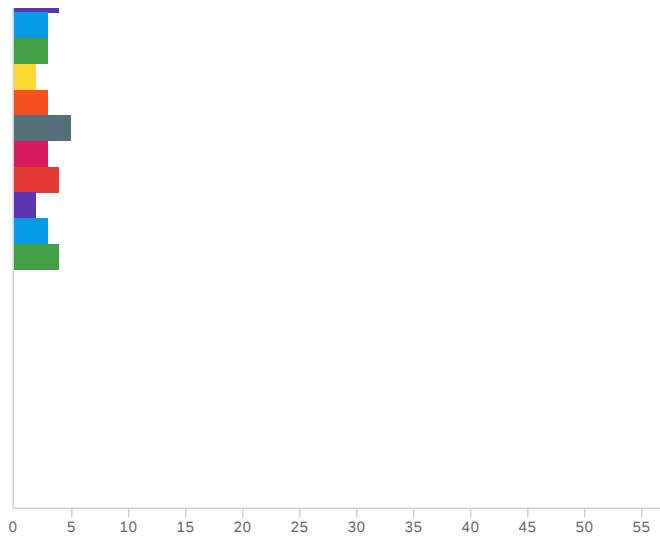
- Annales de Geographie
- Environmental Values
- Forest Science
- Forestry: An International Journal of Forest Research
- GA Magazine
- Geophysical Journal International
- GEOGRAPHICAL PROSPECTING
- Geotechnical Testing Journal
- GEOTECHNIK
- International Journal of Geomechanics
- International Journal of Wildland Fire
- Journal of Climate
- Journal of Geotechnical & Geoenvironmental Engineering
- JOURNAL OF PETROLEUM GEOLOGY
- Journal of Petrology
- Journal of Soil and Water Conservation
- Journal of the IEST
- Metrologia
- Monthly Weather Review
- Neues Jahrbuch fur Geologie und Paleontologie: Abhandlungen
- NEW ZEALAND GEOGRAPHER
- PERMAFROST AND PERIGLACIAL PROCESSES
- PHOTOGRAMMETRIC RECORD
- RESOURCE GEOLOGY
- Surface Topography: Metrology and Properties
- Vie et Milieu
- Weather and Forecasting
- Zeitschrift für Geomorphologie. Annals of geomorphology.

Access within 24
Hours Acceptable



Immediate Online
Access Essential





#	Field	Minimum	Maximum	Mean	Std Deviation	Variance	Count
1	Annales de Geographie	1.00	5.00	1.64	0.98	0.97	84
2	Environmental Values	1.00	5.00	1.80	1.11	1.23	86
3	Forest Science	1.00	5.00	1.70	1.03	1.07	84
4	Forestry: An International Journal of Forest Research	1.00	5.00	1.67	0.97	0.94	84
5	GA Magazine	1.00	5.00	1.52	0.84	0.71	83
6	Geophysical Journal International	1.00	5.00	1.85	1.20	1.45	85
7	GEOPHYSICAL PROSPECTING	1.00	5.00	1.69	1.06	1.13	85
8	Geotechnical Testing Journal	1.00	5.00	1.63	0.97	0.93	83
9	GEOTECHNIK	1.00	5.00	1.64	0.98	0.95	83
10	International Journal of Geomechanics	1.00	5.00	1.60	0.94	0.87	82
11	International Journal of Wildland Fire	1.00	5.00	1.61	0.85	0.73	82
12	Journal of Climate	1.00	5.00	2.07	1.33	1.78	83
13	Journal of Geotechnical & Geoenvironmental Engineering	1.00	5.00	1.80	1.09	1.20	83
14	JOURNAL OF PETROLEUM GEOLOGY	1.00	5.00	1.83	1.09	1.19	82
15	Journal of Petrology	1.00	5.00	2.00	1.29	1.66	82
16	Journal of Soil and Water Conservation	1.00	5.00	1.96	1.26	1.60	82

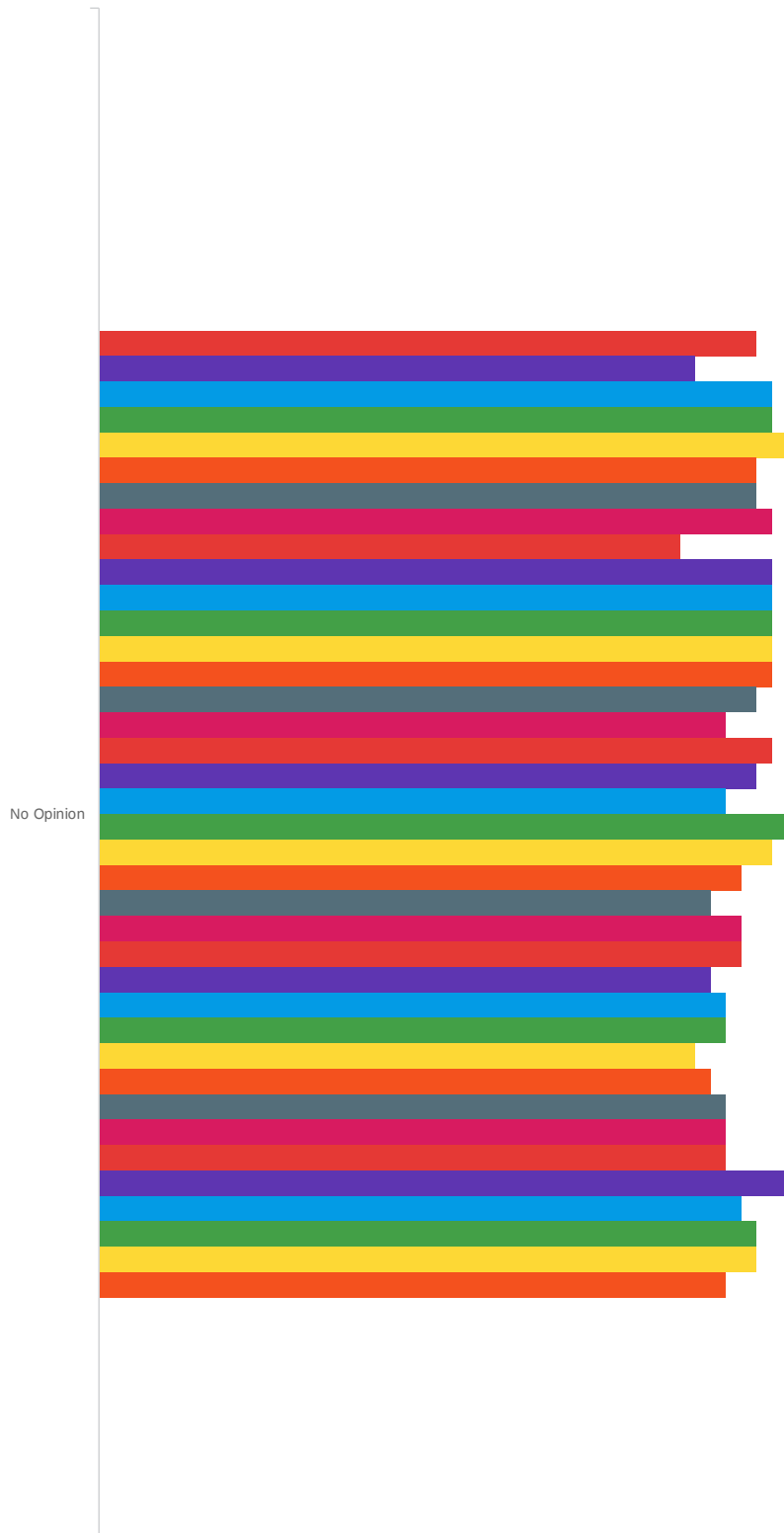
#	Field	Minimum	Maximum	Mean	Std Deviation	Variance	Count
17	Journal of the IEST	1.00	5.00	1.71	1.03	1.06	82
18	Metrologia	1.00	5.00	1.65	1.00	0.99	81
19	Monthly Weather Review	1.00	5.00	1.59	0.91	0.83	82
20	Neues Jahrbuch fur Geologie und Paleontologie: Abhandlungen	1.00	5.00	1.57	0.88	0.78	82
21	NEW ZEALAND GEOGRAPHER	1.00	5.00	1.61	0.89	0.80	82
22	PERMAFROST AND PERIGLACIAL PROCESSES	1.00	5.00	1.61	0.95	0.90	82
23	PHOTOGRAMMETRIC RECORD	1.00	5.00	1.71	1.06	1.13	82
24	RESOURCE GEOLOGY	1.00	5.00	1.73	1.04	1.07	82
25	Surface Topography: Metrology and Properties	1.00	5.00	1.60	1.00	1.00	81
26	Vie et Milieu	1.00	5.00	1.52	0.81	0.66	82
27	Weather and Forecasting	1.00	5.00	1.50	0.83	0.69	82
28	Zeitschrift für Geomorphologie. Annals of geomorphology.	1.00	5.00	1.69	1.05	1.10	81

#	Field	No Opinion	Access Not Important	Access within 2-3 Days Acceptable	Access within 24 Hours Acceptable	Immediate Online Access Essential	Total
1	Annales de Geographie	58.33% 49	29.76% 25	4.76% 4	3.57% 3	3.57% 3	84
2	Environmental Values	52.33% 45	30.23% 26	8.14% 7	3.49% 3	5.81% 5	86
3	Forest Science	55.95% 47	29.76% 25	7.14% 6	2.38% 2	4.76% 4	84
4	Forestry: An International Journal of Forest Research	55.95% 47	30.95% 26	7.14% 6	2.38% 2	3.57% 3	84
5	GA Magazine	62.65% 52	28.92% 24	4.82% 4	1.20% 1	2.41% 2	83
6	Geophysical Journal International	52.94% 45	29.41% 25	5.88% 5	3.53% 3	8.24% 7	85
7	GEOPHYSICAL PROSPECTING	56.47% 48	31.76% 27	3.53% 3	2.35% 2	5.88% 5	85
8	Geotechnical Testing Journal	57.83% 48	32.53% 27	2.41% 2	3.61% 3	3.61% 3	83
9	GEOTECHNIK	57.83% 48	31.33% 26	3.61% 3	3.61% 3	3.61% 3	83
10	International Journal of Geomechanics	58.54% 48	32.93% 27	2.44% 2	2.44% 2	3.66% 3	82

#	Field	No Opinion	Access Not Important	Access within 2-3 Days Acceptable	Access within 24 Hours Acceptable	Immediate Online Access Essential	Total
11	International Journal of Wildland Fire	56.10% 46	31.71% 26	9.76% 8	0.00% 0	2.44% 2	82
12	Journal of Climate	46.99% 39	26.51% 22	9.64% 8	6.02% 5	10.84% 9	83
13	Journal of Geotechnical & Geoenvironmental Engineering	53.01% 44	28.92% 24	8.43% 7	4.82% 4	4.82% 4	83
14	JOURNAL OF PETROLEUM GEOLOGY	50.00% 41	31.71% 26	8.54% 7	4.88% 4	4.88% 4	82
15	Journal of Petrology	47.56% 39	30.49% 25	6.10% 5	6.10% 5	9.76% 8	82
16	Journal of Soil and Water Conservation	50.00% 41	26.83% 22	8.54% 7	6.10% 5	8.54% 7	82
17	Journal of the IEST	54.88% 45	31.71% 26	6.10% 5	2.44% 2	4.88% 4	82
18	Metrologia	56.79% 46	32.10% 26	4.94% 4	1.23% 1	4.94% 4	81
19	Monthly Weather Review	58.54% 48	32.93% 27	3.66% 3	1.22% 1	3.66% 3	82
20	Neues Jahrbuch fur Geologie und Paleontologie: Abhandlungen	58.54% 48	32.93% 27	4.88% 4	0.00% 0	3.66% 3	82
21	NEW ZEALAND GEOGRAPHER	57.32% 47	31.71% 26	6.10% 5	2.44% 2	2.44% 2	82
22	PERMAFROST AND PERIGLACIAL PROCESSES	59.76% 49	28.05% 23	7.32% 6	1.22% 1	3.66% 3	82
23	PHOTOGRAMMETRIC RECORD	56.10% 46	30.49% 25	6.10% 5	1.22% 1	6.10% 5	82
24	RESOURCE GEOLOGY	54.88% 45	29.27% 24	7.32% 6	4.88% 4	3.66% 3	82
25	Surface Topography: Metrology and Properties	61.73% 50	27.16% 22	4.94% 4	1.23% 1	4.94% 4	81
26	Vie et Milieu	59.76% 49	34.15% 28	2.44% 2	1.22% 1	2.44% 2	82
27	Weather and Forecasting	60.98% 50	35.37% 29	0.00% 0	0.00% 0	3.66% 3	82
28	Zeitschrift für Geomorphologie. Annals of geomorphology.	56.79% 46	30.86% 25	3.70% 3	3.70% 3	4.94% 4	81

Showing rows 1 - 28 of 28

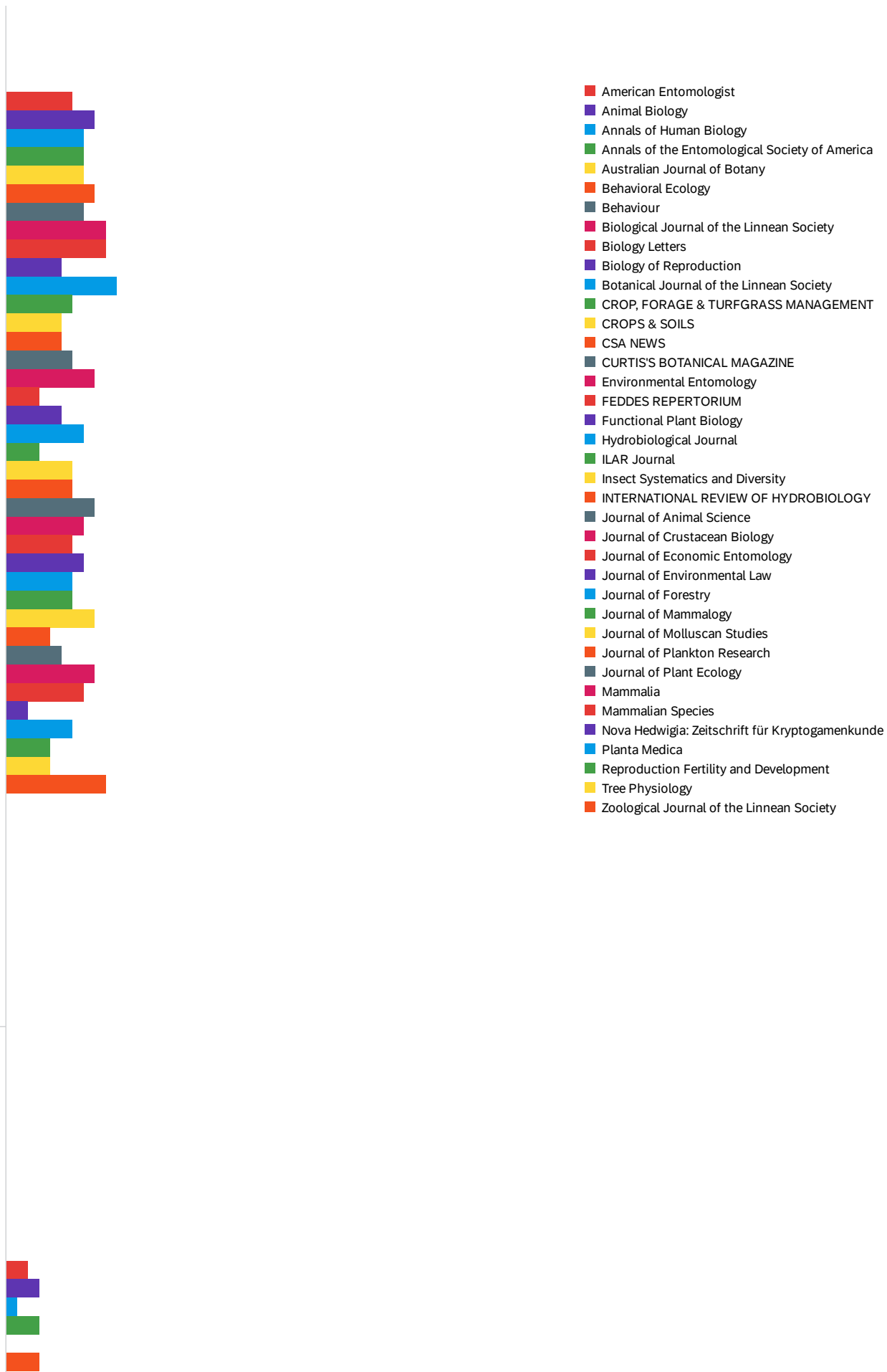
Q6 - College of Arts & Sciences Integrative Biology For each of the following titles that have not been renewed, please state the importance of immediacy of access to your research.




Access Not
Important

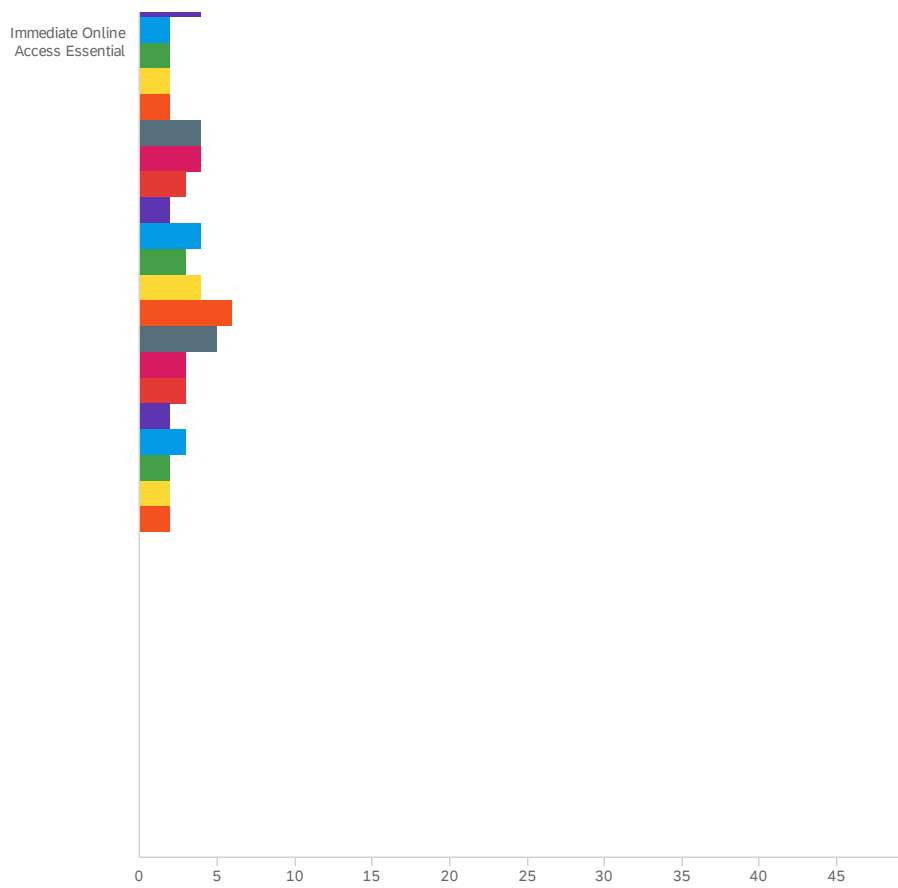


Access within 2-3 Days Acceptable



Access within 24
Hours Acceptable





#	Field	Minimum	Maximum	Mean	Std Deviation	Variance	Count
1	American Entomologist	1.00	5.00	1.72	1.07	1.15	76
2	Animal Biology	1.00	5.00	1.91	1.20	1.44	78
3	Annals of Human Biology	1.00	5.00	1.71	1.04	1.08	78
4	Annals of the Entomological Society of America	1.00	5.00	1.71	1.04	1.09	77
5	Australian Journal of Botany	1.00	5.00	1.62	0.94	0.88	77
6	Behavioral Ecology	1.00	5.00	1.74	1.05	1.10	77
7	Behaviour	1.00	5.00	1.68	1.02	1.03	76
8	Biological Journal of the Linnean Society	1.00	5.00	1.67	0.97	0.93	76
9	Biology Letters	1.00	5.00	2.12	1.37	1.87	78
10	Biology of Reproduction	1.00	5.00	1.68	1.02	1.05	77
11	Botanical Journal of the Linnean Society	1.00	5.00	1.66	0.94	0.88	76
12	CROP, FORAGE & TURFGRASS MANAGEMENT	1.00	5.00	1.57	0.85	0.72	75

#	Field	Minimum	Maximum	Mean	Std Deviation	Variance	Count
13	CROPS & SOILS	1.00	5.00	1.55	0.84	0.71	74
14	CSA NEWS	1.00	5.00	1.58	0.89	0.78	74
15	CURTIS'S BOTANICAL MAGAZINE	1.00	5.00	1.61	0.90	0.81	74
16	Environmental Entomology	1.00	5.00	1.72	1.03	1.07	74
17	FEDES REPERTORIUM	1.00	5.00	1.55	0.86	0.73	74
18	Functional Plant Biology	1.00	5.00	1.71	1.06	1.13	76
19	Hydrobiological Journal	1.00	5.00	1.76	1.04	1.09	75
20	ILAR Journal	1.00	5.00	1.52	0.81	0.65	75
21	Insect Systematics and Diversity	1.00	5.00	1.57	0.85	0.72	75
22	INTERNATIONAL REVIEW OF HYDROBIOLOGY	1.00	5.00	1.73	1.04	1.09	74
23	Journal of Animal Science	1.00	5.00	1.76	1.06	1.13	74
24	Journal of Crustacean Biology	1.00	5.00	1.72	1.06	1.12	74
25	Journal of Economic Entomology	1.00	5.00	1.66	0.98	0.95	74
26	Journal of Environmental Law	1.00	5.00	1.66	0.90	0.82	74
27	Journal of Forestry	1.00	5.00	1.71	1.05	1.11	73
28	Journal of Mammalogy	1.00	5.00	1.70	1.01	1.02	74
29	Journal of Molluscan Studies	1.00	5.00	1.80	1.09	1.19	74
30	Journal of Plankton Research	1.00	5.00	1.92	1.28	1.64	74
31	Journal of Plant Ecology	1.00	5.00	1.80	1.16	1.35	74
32	Mammalia	1.00	5.00	1.68	0.96	0.92	74
33	Mammalian Species	1.00	5.00	1.66	0.95	0.90	74
34	Nova Hedwigia: Zeitschrift für Kryptogamkunde	1.00	5.00	1.53	0.84	0.71	74
35	Planta Medica	1.00	5.00	1.66	0.98	0.95	74
36	Reproduction Fertility and Development	1.00	5.00	1.55	0.82	0.68	74

#	Field	Minimum	Maximum	Mean	Std Deviation	Variance	Count
37	Tree Physiology	1.00	5.00	1.58	0.87	0.76	74
38	Zoological Journal of the Linnean Society	1.00	5.00	1.70	0.97	0.94	74

#	Field	No Opinion	Access Not Important	Access within 2-3 Days Acceptable	Access within 24 Hours Acceptable	Immediate Online Access Essential	Total
1	American Entomologist	56.58% 43	27.63% 21	7.89% 6	2.63% 2	5.26% 4	76
2	Animal Biology	50.00% 39	28.21% 22	10.26% 8	3.85% 3	7.69% 6	78
3	Annals of Human Biology	56.41% 44	28.21% 22	8.97% 7	1.28% 1	5.13% 4	78
4	Annals of the Entomological Society of America	57.14% 44	25.97% 20	9.09% 7	3.90% 3	3.90% 3	77
5	Australian Journal of Botany	58.44% 45	28.57% 22	9.09% 7	0.00% 0	3.90% 3	77
6	Behavioral Ecology	55.84% 43	25.97% 20	10.39% 8	3.90% 3	3.90% 3	77
7	Behaviour	56.58% 43	28.95% 22	9.21% 7	0.00% 0	5.26% 4	76
8	Biological Journal of the Linnean Society	57.89% 44	25.00% 19	11.84% 9	2.63% 2	2.63% 2	76
9	Biology Letters	48.72% 38	20.51% 16	11.54% 9	8.97% 7	10.26% 8	78
10	Biology of Reproduction	57.14% 44	29.87% 23	6.49% 5	1.30% 1	5.19% 4	77
11	Botanical Journal of the Linnean Society	57.89% 44	25.00% 19	13.16% 10	1.32% 1	2.63% 2	76
12	CROP, FORAGE & TURFGRASS MANAGEMENT	58.67% 44	30.67% 23	8.00% 6	0.00% 0	2.67% 2	75
13	CROPS & SOILS	59.46% 44	31.08% 23	6.76% 5	0.00% 0	2.70% 2	74
14	CSA NEWS	59.46% 44	29.73% 22	6.76% 5	1.35% 1	2.70% 2	74
15	CURTIS'S BOTANICAL MAGAZINE	58.11% 43	29.73% 22	8.11% 6	1.35% 1	2.70% 2	74
16	Environmental Entomology	55.41% 41	28.38% 21	10.81% 8	0.00% 0	5.41% 4	74
17	FEDDES REPERTORIUM	59.46% 44	32.43% 24	4.05% 3	1.35% 1	2.70% 2	74
18	Functional Plant Biology	56.58% 43	28.95% 22	6.58% 5	2.63% 2	5.26% 4	76
19	Hydrobiological Journal	54.67% 41	26.67% 20	9.33% 7	6.67% 5	2.67% 2	75
20	ILAR Journal	60.00% 45	33.33% 25	4.00% 3	0.00% 0	2.67% 2	75
21	Insect Systematics and Diversity	58.67% 44	30.67% 23	8.00% 6	0.00% 0	2.67% 2	75

#	Field	No Opinion		Access Not Important		Access within 2-3 Days Acceptable		Access within 24 Hours Acceptable		Immediate Online Access Essential		Total
22	INTERNATIONAL REVIEW OF HYDROBIOLOGY	56.76%	42	25.68%	19	8.11%	6	6.76%	5	2.70%	2	74
23	Journal of Animal Science	54.05%	40	28.38%	21	10.81%	8	1.35%	1	5.41%	4	74
24	Journal of Crustacean Biology	56.76%	42	27.03%	20	9.46%	7	1.35%	1	5.41%	4	74
25	Journal of Economic Entomology	56.76%	42	29.73%	22	8.11%	6	1.35%	1	4.05%	3	74
26	Journal of Environmental Law	54.05%	40	32.43%	24	9.46%	7	1.35%	1	2.70%	2	74
27	Journal of Forestry	56.16%	41	28.77%	21	8.22%	6	1.37%	1	5.48%	4	73
28	Journal of Mammalogy	55.41%	41	29.73%	22	8.11%	6	2.70%	2	4.05%	3	74
29	Journal of Molluscan Studies	52.70%	39	28.38%	21	10.81%	8	2.70%	2	5.41%	4	74
30	Journal of Plankton Research	54.05%	40	24.32%	18	5.41%	4	8.11%	6	8.11%	6	74
31	Journal of Plant Ecology	55.41%	41	27.03%	20	6.76%	5	4.05%	3	6.76%	5	74
32	Mammalia	55.41%	41	29.73%	22	10.81%	8	0.00%	0	4.05%	3	74
33	Mammalian Species	55.41%	41	31.08%	23	9.46%	7	0.00%	0	4.05%	3	74
34	Nova Hedwigia: Zeitschrift für Kryptogamkunde	60.81%	45	32.43%	24	2.70%	2	1.35%	1	2.70%	2	74
35	Planta Medica	56.76%	42	29.73%	22	8.11%	6	1.35%	1	4.05%	3	74
36	Reproduction Fertility and Development	58.11%	43	33.78%	25	5.41%	4	0.00%	0	2.70%	2	74
37	Tree Physiology	58.11%	43	32.43%	24	5.41%	4	1.35%	1	2.70%	2	74
38	Zoological Journal of the Linnean Society	55.41%	41	27.03%	20	12.16%	9	2.70%	2	2.70%	2	74

Showing rows 1 - 38 of 38

Q7 - College of Arts & Sciences Mathematics & Statistics For each of the following titles

that have not been renewed, please state the importance of immediacy of access to your research.





Access Not
Important



Access within 2-3
Days Acceptable

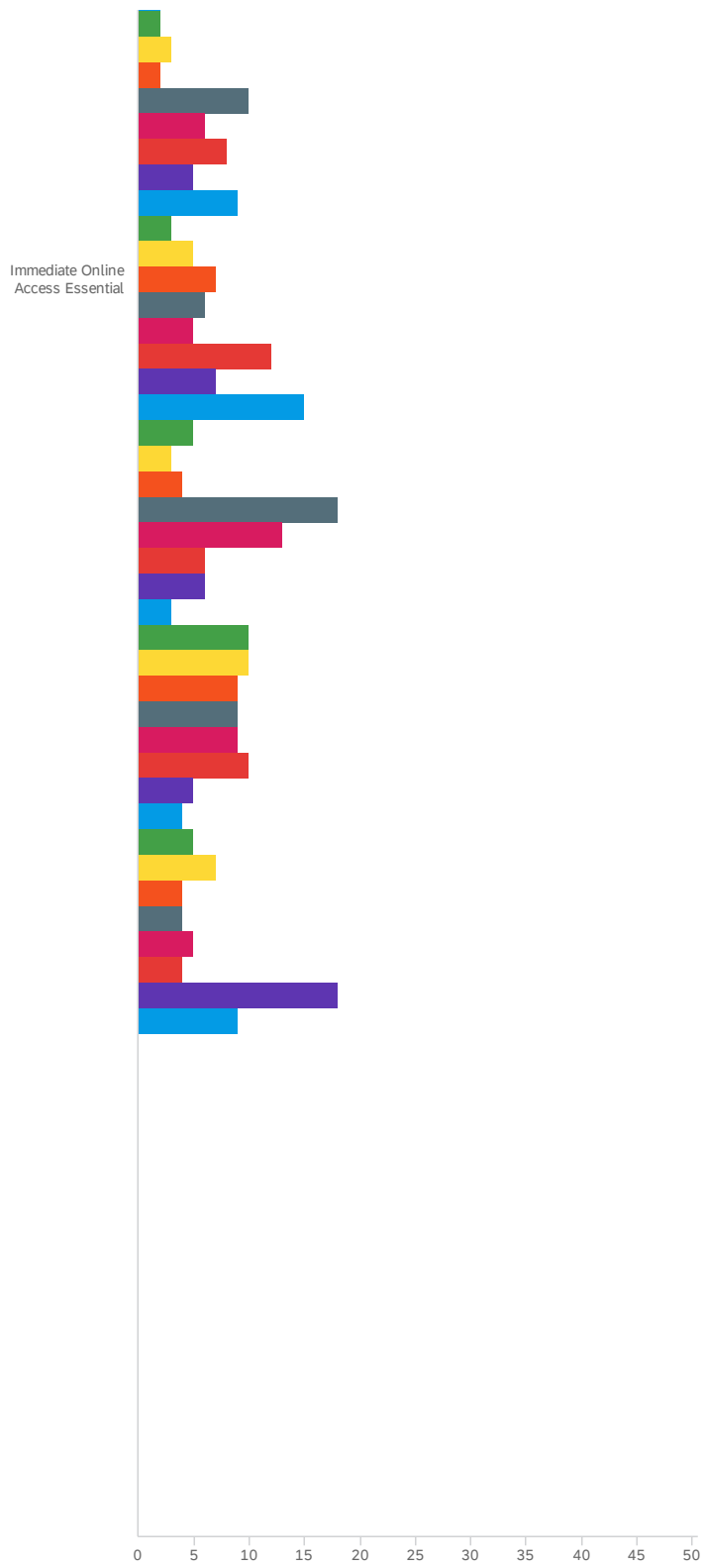


- Acta Scientiarum Mathematicarum
- Algebraic and Geometric Topology
- Annales Polonici Mathematici
- Annals of Applied Probability
- Annals of Probability
- Bernoulli
- Biometrika
- Biostatistics
- Colloquium Mathematicum
- Discrete and Continuous Dynamical Systems - Series A
- Duke Mathematical Journal
- Enseignement Mathematique
- Far East Journal of Applied Mathematics
- Fundamenta Mathematicae
- Geometry & Topology
- Illinois Journal of Mathematics
- IMA Journal of Applied Mathematics
- IMA Journal of Management Mathematics
- IMA Journal of Mathematical Control and Information
- IMA Journal of Numerical Analysis
- Indian Journal of Mathematics
- Information and Inference: a journal of the IMA
- International Mathematics Research Notices
- Izvestiya: Mathematics
- Journal für die Reine und Angewandte Mathematik
- Journal of Statistical Mechanics: Theory and Experiment
- JOURNAL OF TOPOLOGY
- Law, Probability & Risk
- MATHEMATICAL LOGIC QUARTERLY
- Mathematics of computation
- Mathematics of Operations Research
- MATHEMATIKA
- Memoirs of the American Mathematical Society
- Methods and Applications of Analysis
- Michigan Mathematical Journal
- Multiscale Modeling and Simulation: A SIAM Interdisciplinary Journal
- Nonlinearity
- PME Journal
- Proceedings of the American Mathematical Society
- Proceedings of the Royal Society A : Math Physical & Engineering Sciences
- Quarterly Journal of Mathematics
- Quarterly Journal of Mechanics and Applied Mathematics
- Quarterly of applied mathematics (online)
- Rocky Mountain Journal of Mathematics
- Russian Mathematical Surveys
- Sbornik: Mathematics
- SIAM Journal on Applied Algebra and Geometry
- SIAM Journal on Applied Mathematics
- SIAM Journal on Discrete Mathematics
- SIAM Journal on Financial Mathematics
- SIAM Journal on Imaging Sciences
- SIAM Journal on Computing
- SIAM Journal on Matrix Analysis and Applications
- SIAM Journal on Numerical Analysis
- SIAM/ASA Journal on Uncertainty Quantification
- Theory of Probability and Its Applications
- TOHOKU MATHEMATICAL JOURNAL
- Transactions of the American Mathematical Society
- Transactions of the Moscow Mathematical Society

Access within 24
Hours Acceptable







#	Field	Minimum	Maximum	Mean	Std Deviation	Variance	Count
1	Acta Scientiarum Mathematicarum	1.00	5.00	1.85	1.22	1.49	72
2	Algebraic and Geometric Topology	1.00	5.00	2.18	1.39	1.93	73

#	Field	Minimum	Maximum	Mean	Std Deviation	Variance	Count
3	Annales Polonici Mathematici	1.00	5.00	1.76	1.12	1.25	71
4	Annals of Applied Probability	1.00	5.00	1.86	1.10	1.20	72
5	Annals of Probability	1.00	5.00	1.97	1.22	1.48	73
6	Bernoulli	1.00	5.00	1.77	1.08	1.18	70
7	Biometrika	1.00	5.00	1.65	0.97	0.95	72
8	Biostatistics	1.00	5.00	2.00	1.22	1.48	73
9	Colloquium Mathematicum	1.00	5.00	1.73	1.06	1.13	73
10	Discrete and Continuous Dynamical Systems - Series A	1.00	5.00	1.96	1.24	1.54	72
11	Duke Mathematical Journal	1.00	5.00	2.29	1.58	2.48	72
12	Enseignement Mathematique	1.00	5.00	2.00	1.36	1.86	72
13	Far East Journal of Applied Mathematics	1.00	5.00	1.72	1.03	1.06	72
14	Fundamenta Mathematicae	1.00	5.00	1.97	1.28	1.65	74
15	Geometry & Topology	1.00	5.00	2.23	1.48	2.18	73
16	Illinois Journal of Mathematics	1.00	5.00	2.29	1.54	2.37	73
17	IMA Journal of Applied Mathematics	1.00	5.00	1.97	1.20	1.45	73
18	IMA Journal of Management Mathematics	1.00	5.00	1.51	0.84	0.71	74
19	IMA Journal of Mathematical Control and Information	1.00	5.00	1.53	0.87	0.75	72
20	IMA Journal of Numerical Analysis	1.00	5.00	1.59	0.91	0.84	74
21	Indian Journal of Mathematics	1.00	5.00	1.69	0.97	0.95	71
22	Information and Inference: a journal of the IMA	1.00	5.00	1.56	0.86	0.74	73
23	International Mathematics Research Notices	1.00	5.00	2.03	1.35	1.83	72
24	Izvestiya: Mathematics	1.00	5.00	1.88	1.18	1.40	73
25	Journal für die Reine und Angewandte Mathematik	1.00	5.00	1.99	1.31	1.71	72
26	Journal of Statistical Mechanics: Theory and Experiment	1.00	5.00	1.72	1.08	1.18	74

#	Field	Minimum	Maximum	Mean	Std Deviation	Variance	Count
27	JOURNAL OF TOPOLOGY	1.00	5.00	2.12	1.40	1.97	73
28	Law, Probability & Risk	1.00	5.00	1.64	0.98	0.97	73
29	MATHEMATICAL LOGIC QUARTERLY	1.00	5.00	1.65	1.07	1.14	72
30	Mathematics of computation	1.00	5.00	1.92	1.27	1.61	73
31	Mathematics of Operations Research	1.00	5.00	1.77	1.15	1.33	73
32	MATHEMATIKA	1.00	5.00	1.93	1.20	1.43	73
33	Memoirs of the American Mathematical Society	1.00	5.00	2.25	1.49	2.22	71
34	Methods and Applications of Analysis	1.00	5.00	2.03	1.28	1.64	73
35	Michigan Mathematical Journal	1.00	5.00	2.30	1.56	2.43	73
36	Multiscale Modeling and Simulation: A SIAM Interdisciplinary Journal	1.00	5.00	1.79	1.15	1.31	73
37	Nonlinearity	1.00	5.00	1.75	1.07	1.14	73
38	PME Journal	1.00	5.00	1.80	1.07	1.14	71
39	Proceedings of the American Mathematical Society	1.00	5.00	2.48	1.62	2.63	73
40	Proceedings of the Royal Society A : Math Physical & Engineering Sciences	1.00	5.00	2.47	1.53	2.33	74
41	Quarterly Journal of Mathematics	1.00	5.00	2.01	1.29	1.66	73
42	Quarterly Journal of Mechanics and Applied Mathematics	1.00	5.00	1.99	1.29	1.66	74
43	Quarterly of applied mathematics (online)	1.00	5.00	1.85	1.13	1.28	73
44	Rocky Mountain Journal of Mathematics	1.00	5.00	2.19	1.43	2.05	72
45	Russian Mathematical Surveys	1.00	5.00	2.12	1.42	2.03	74
46	Sbornik: Mathematics	1.00	5.00	2.08	1.39	1.94	73
47	SIAM Journal on Applied Algebra and Geometry	1.00	5.00	2.09	1.35	1.82	75
48	SIAM Journal on Applied Mathematics	1.00	5.00	2.20	1.35	1.81	74
49	SIAM Journal on Discrete Mathematics	1.00	5.00	2.12	1.37	1.89	74

#	Field	Minimum	Maximum	Mean	Std Deviation	Variance	Count
50	SIAM Journal on Financial Mathematics	1.00	5.00	1.72	1.11	1.23	74
51	SIAM Journal on Imaging Sciences	1.00	5.00	1.68	1.07	1.14	74
52	SIAM Journal on Computing	1.00	5.00	1.82	1.17	1.37	72
53	SIAM Journal on Matrix Analysis and Applications	1.00	5.00	1.97	1.28	1.64	73
54	SIAM Journal on Numerical Analysis	1.00	5.00	1.92	1.12	1.26	74
55	SIAM/ASA Journal on Uncertainty Quantification	1.00	5.00	1.72	1.08	1.16	75
56	Theory of Probability and Its Applications	1.00	5.00	1.92	1.16	1.34	73
57	TOHOKU MATHEMATICAL JOURNAL	1.00	5.00	1.79	1.10	1.20	73
58	Transactions of the American Mathematical Society	1.00	5.00	2.47	1.61	2.60	75
59	Transactions of the Moscow Mathematical Society	1.00	5.00	2.11	1.37	1.88	74

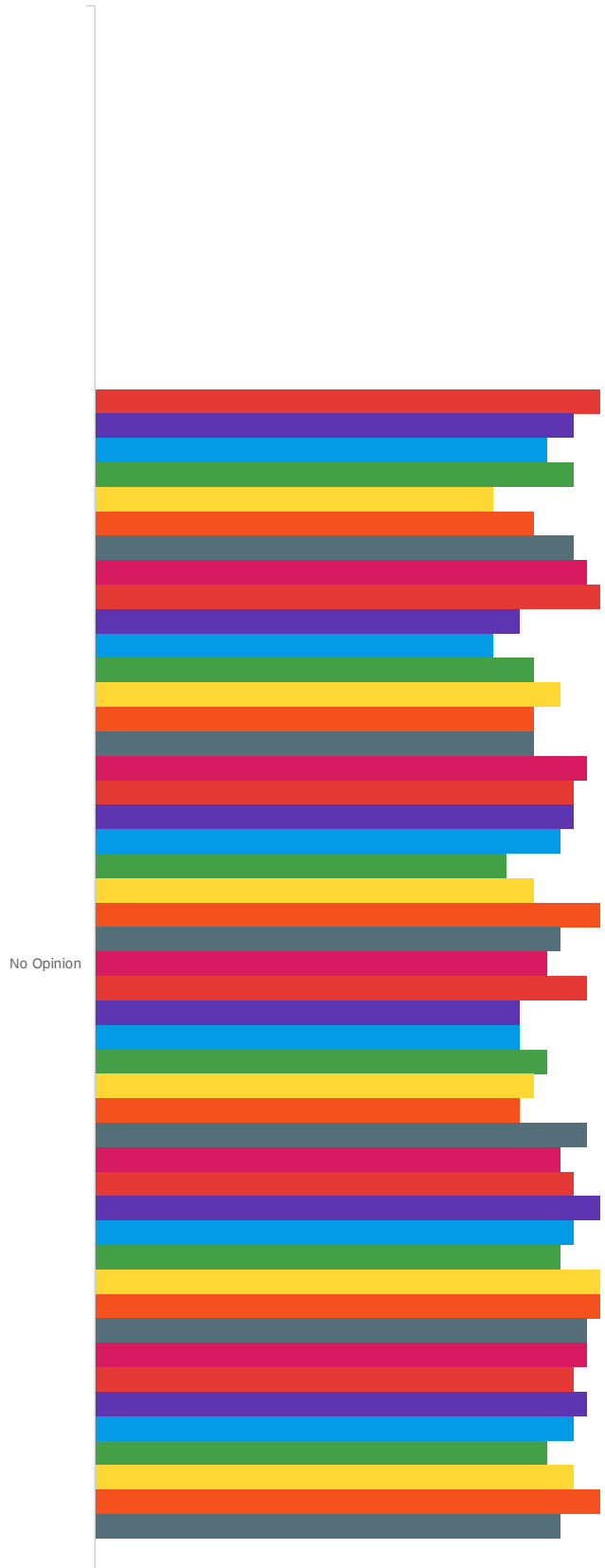
#	Field	No Opinion	Access Not Important	Access within 2-3 Days Acceptable	Access within 24 Hours Acceptable	Immediate Online Access Essential	Total
1	Acta Scientiarum Mathematicarum	54.17% 39	26.39% 19	9.72% 7	0.00% 0	9.72% 7	72
2	Algebraic and Geometric Topology	45.21% 33	23.29% 17	12.33% 9	6.85% 5	12.33% 9	73
3	Annales Polonici Mathematici	56.34% 40	25.35% 18	11.27% 8	0.00% 0	7.04% 5	71
4	Annals of Applied Probability	50.00% 36	26.39% 19	16.67% 12	1.39% 1	5.56% 4	72
5	Annals of Probability	47.95% 35	26.03% 19	15.07% 11	2.74% 2	8.22% 6	73
6	Bernoulli	54.29% 38	27.14% 19	11.43% 8	1.43% 1	5.71% 4	70
7	Biometrika	58.33% 42	26.39% 19	11.11% 8	0.00% 0	4.17% 3	72
8	Biostatistics	46.58% 34	26.03% 19	16.44% 12	2.74% 2	8.22% 6	73
9	Colloquium Mathematicum	56.16% 41	27.40% 20	9.59% 7	1.37% 1	5.48% 4	73
10	Discrete and Continuous Dynamical Systems - Series A	50.00% 36	25.00% 18	12.50% 9	4.17% 3	8.33% 6	72
11	Duke Mathematical Journal	45.83% 33	25.00% 18	5.56% 4	1.39% 1	22.22% 16	72
12	Enseignement Mathematique	51.39% 37	26.39% 19	5.56% 4	4.17% 3	12.50% 9	72

#	Field	No Opinion		Access Not Important		Access within 2-3 Days Acceptable		Access within 24 Hours Acceptable		Immediate Online Access Essential		Total
13	Far East Journal of Applied Mathematics	55.56%	40	27.78%	20	9.72%	7	2.78%	2	4.17%	3	72
14	Fundamenta Mathematicae	51.35%	38	24.32%	18	8.11%	6	8.11%	6	8.11%	6	74
15	Geometry & Topology	46.58%	34	21.92%	16	8.22%	6	8.22%	6	15.07%	11	73
16	Illinois Journal of Mathematics	45.21%	33	24.66%	18	5.48%	4	5.48%	4	19.18%	14	73
17	IMA Journal of Applied Mathematics	46.58%	34	30.14%	22	9.59%	7	6.85%	5	6.85%	5	73
18	IMA Journal of Management Mathematics	62.16%	46	31.08%	23	2.70%	2	1.35%	1	2.70%	2	74
19	IMA Journal of Mathematical Control and Information	62.50%	45	29.17%	21	4.17%	3	1.39%	1	2.78%	2	72
20	IMA Journal of Numerical Analysis	59.46%	44	29.73%	22	5.41%	4	2.70%	2	2.70%	2	74
21	Indian Journal of Mathematics	54.93%	39	29.58%	21	11.27%	8	0.00%	0	4.23%	3	71
22	Information and Inference: a journal of the IMA	60.27%	44	28.77%	21	8.22%	6	0.00%	0	2.74%	2	73
23	International Mathematics Research Notices	48.61%	35	27.78%	20	9.72%	7	0.00%	0	13.89%	10	72
24	Izvestiya: Mathematics	50.68%	37	28.77%	21	10.96%	8	1.37%	1	8.22%	6	73
25	Journal für die Reine und Angewandte Mathematik	50.00%	36	26.39%	19	9.72%	7	2.78%	2	11.11%	8	72
26	Journal of Statistical Mechanics: Theory and Experiment	56.76%	42	28.38%	21	8.11%	6	0.00%	0	6.76%	5	74
27	JOURNAL OF TOPOLOGY	47.95%	35	24.66%	18	6.85%	5	8.22%	6	12.33%	9	73
28	Law, Probability & Risk	58.90%	43	27.40%	20	8.22%	6	1.37%	1	4.11%	3	73
29	MATHEMATICAL LOGIC QUARTERLY	59.72%	43	29.17%	21	4.17%	3	0.00%	0	6.94%	5	72
30	Mathematics of computation	52.05%	38	27.40%	20	6.85%	5	4.11%	3	9.59%	7	73
31	Mathematics of Operations Research	56.16%	41	27.40%	20	8.22%	6	0.00%	0	8.22%	6	73
32	MATHEMATIKA	49.32%	36	27.40%	20	10.96%	8	5.48%	4	6.85%	5	73
33	Memoirs of the American Mathematical Society	45.07%	32	23.94%	17	8.45%	6	5.63%	4	16.90%	12	71
34	Methods and Applications of Analysis	47.95%	35	24.66%	18	13.70%	10	4.11%	3	9.59%	7	73
35	Michigan Mathematical Journal	45.21%	33	24.66%	18	5.48%	4	4.11%	3	20.55%	15	73
36	Multiscale Modeling and Simulation: A SIAM Interdisciplinary Journal	54.79%	40	27.40%	20	8.22%	6	2.74%	2	6.85%	5	73

#	Field	No Opinion		Access Not Important		Access within 2-3 Days Acceptable		Access within 24 Hours Acceptable		Immediate Online Access Essential		Total
37	Nonlinearity	56.16%	41	24.66%	18	10.96%	8	4.11%	3	4.11%	3	73
38	PME Journal	52.11%	37	26.76%	19	15.49%	11	0.00%	0	5.63%	4	71
39	Proceedings of the American Mathematical Society	41.10%	30	23.29%	17	6.85%	5	4.11%	3	24.66%	18	73
40	Proceedings of the Royal Society A : Math Physical & Engineering Sciences	39.19%	29	21.62%	16	9.46%	7	12.16%	9	17.57%	13	74
41	Quarterly Journal of Mathematics	49.32%	36	24.66%	18	9.59%	7	8.22%	6	8.22%	6	73
42	Quarterly Journal of Mechanics and Applied Mathematics	50.00%	37	27.03%	20	5.41%	4	9.46%	7	8.11%	6	74
43	Quarterly of applied mathematics (online)	52.05%	38	27.40%	20	8.22%	6	8.22%	6	4.11%	3	73
44	Rocky Mountain Journal of Mathematics	45.83%	33	23.61%	17	9.72%	7	6.94%	5	13.89%	10	72
45	Russian Mathematical Surveys	48.65%	36	24.32%	18	6.76%	5	6.76%	5	13.51%	10	74
46	Sbornik: Mathematics	49.32%	36	24.66%	18	6.85%	5	6.85%	5	12.33%	9	73
47	SIAM Journal on Applied Algebra and Geometry	46.67%	35	25.33%	19	12.00%	9	4.00%	3	12.00%	9	75
48	SIAM Journal on Applied Mathematics	41.89%	31	24.32%	18	17.57%	13	4.05%	3	12.16%	9	74
49	SIAM Journal on Discrete Mathematics	45.95%	34	25.68%	19	12.16%	9	2.70%	2	13.51%	10	74
50	SIAM Journal on Financial Mathematics	58.11%	43	27.03%	20	6.76%	5	1.35%	1	6.76%	5	74
51	SIAM Journal on Imaging Sciences	59.46%	44	27.03%	20	5.41%	4	2.70%	2	5.41%	4	74
52	SIAM Journal on Computing	54.17%	39	27.78%	20	6.94%	5	4.17%	3	6.94%	5	72
53	SIAM Journal on Matrix Analysis and Applications	50.68%	37	24.66%	18	10.96%	8	4.11%	3	9.59%	7	73
54	SIAM Journal on Numerical Analysis	47.30%	35	28.38%	21	14.86%	11	4.05%	3	5.41%	4	74
55	SIAM/ASA Journal on Uncertainty Quantification	57.33%	43	26.67%	20	8.00%	6	2.67%	2	5.33%	4	75
56	Theory of Probability and Its Applications	47.95%	35	28.77%	21	13.70%	10	2.74%	2	6.85%	5	73
57	TOHOKU MATHEMATICAL JOURNAL	53.42%	39	27.40%	20	10.96%	8	2.74%	2	5.48%	4	73
58	Transactions of the American Mathematical Society	41.33%	31	22.67%	17	8.00%	6	4.00%	3	24.00%	18	75
59	Transactions of the Moscow Mathematical Society	47.30%	35	24.32%	18	10.81%	8	5.41%	4	12.16%	9	74

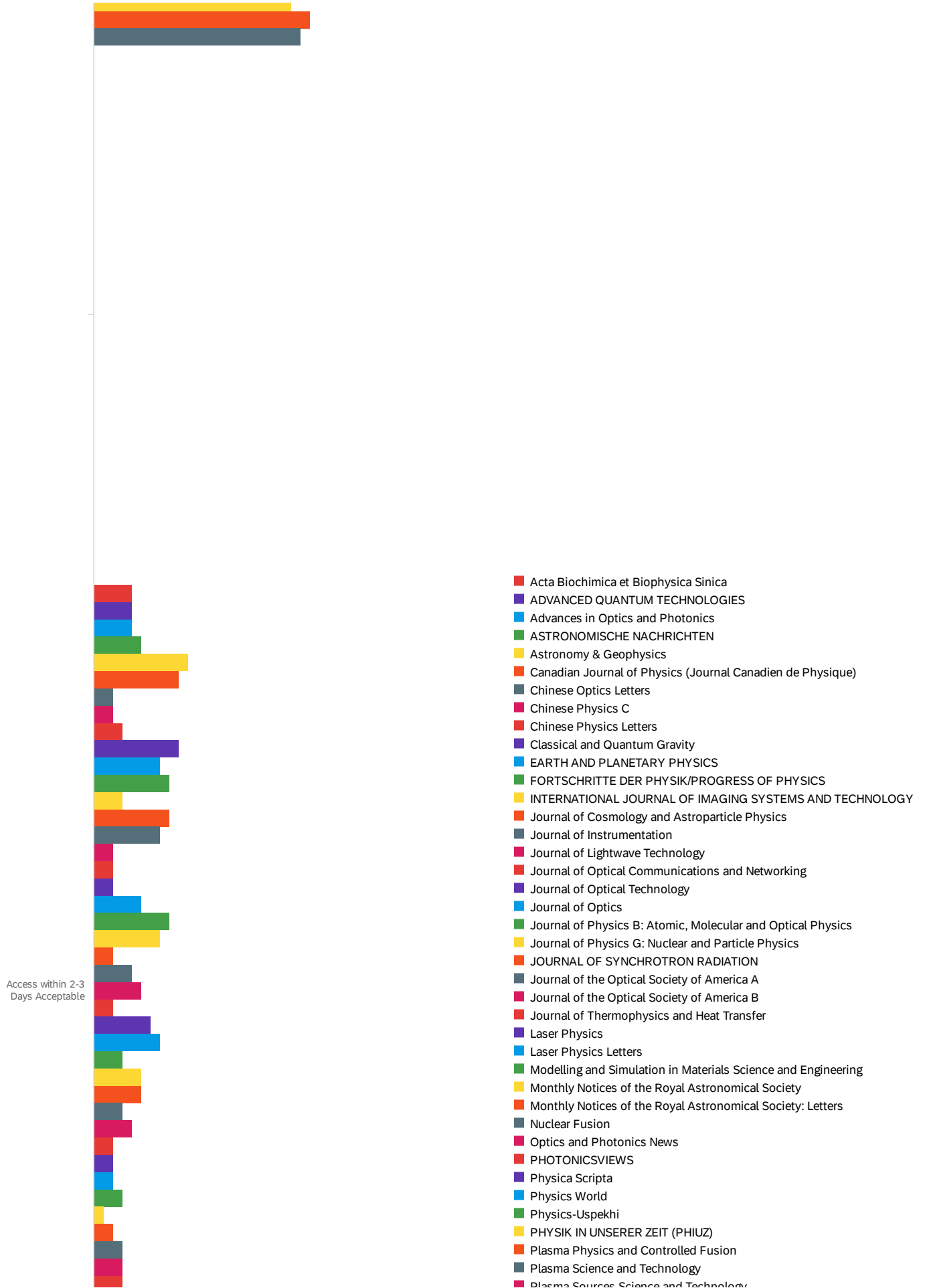
Showing rows 1 - 59 of 59

Q8 - College of Arts & Sciences Physics For each of the following titles that have not been renewed, please state the importance of immediacy of access to your research.



Access Not
Important






- Plasma Sources Science and Technology
- Publications of the Astronomical Society of Japan
- Publications of the Astronomical Society of the Pacific
- Quantum Science and Technology
- Research in Astronomy and Astrophysics
- Semiconductor Science and Technology
- VAKUUM IN FORSCHUNG UND PRAXIS
- Zeitschrift für Naturforschung - Part A - Journal of Physical Sciences



Access within 24
Hours Acceptable



Immediate Online
Access Essential



#	Field	Minimum	Maximum	Mean	Std Deviation	Variance	Count
1	Acta Biochimica et Biophysica Sinica	1.00	5.00	1.69	1.02	1.04	68
2	ADVANCED QUANTUM TECHNOLOGIES	1.00	5.00	1.82	1.20	1.43	67
3	Advances in Optics and Photonics	1.00	5.00	1.91	1.23	1.52	68
4	ASTRONOMISCHE NACHRICHTEN	1.00	5.00	1.65	0.91	0.83	66
5	Astronomy & Geophysics	1.00	5.00	2.00	1.22	1.48	66
6	Canadian Journal of Physics (Journal Canadien de Physique)	1.00	5.00	1.84	1.06	1.12	67
7	Chinese Optics Letters	1.00	5.00	1.69	1.00	0.99	67
8	Chinese Physics C	1.00	5.00	1.64	0.96	0.92	67
9	Chinese Physics Letters	1.00	5.00	1.64	0.97	0.95	67
10	Classical and Quantum Gravity	1.00	5.00	1.80	0.99	0.98	66
11	EARTH AND PLANETARY PHYSICS	1.00	5.00	2.03	1.28	1.64	66
12	FORTSCHRITTE DER PHYSIK/PROGRESS OF PHYSICS	1.00	5.00	1.75	0.99	0.99	65

#	Field	Minimum	Maximum	Mean	Std Deviation	Variance	Count
13	INTERNATIONAL JOURNAL OF IMAGING SYSTEMS AND TECHNOLOGY	1.00	5.00	1.82	1.15	1.31	67
14	Journal of Cosmology and Astroparticle Physics	1.00	5.00	1.74	0.95	0.90	65
15	Journal of Instrumentation	1.00	5.00	1.85	1.12	1.25	66
16	Journal of Lightwave Technology	1.00	5.00	1.65	0.96	0.92	66
17	Journal of Optical Communications and Networking	1.00	5.00	1.71	1.04	1.08	66
18	Journal of Optical Technology	1.00	5.00	1.71	1.04	1.08	66
19	Journal of Optics	1.00	5.00	1.84	1.17	1.36	67
20	Journal of Physics B: Atomic, Molecular and Optical Physics	1.00	5.00	2.06	1.28	1.65	69
21	Journal of Physics G: Nuclear and Particle Physics	1.00	5.00	1.81	1.04	1.08	67
22	JOURNAL OF SYNCHROTRON RADIATION	1.00	5.00	1.58	0.87	0.76	66
23	Journal of the Optical Society of America A	1.00	5.00	1.90	1.28	1.65	67
24	Journal of the Optical Society of America B	1.00	5.00	1.93	1.28	1.65	67
25	Journal of Thermophysics and Heat Transfer	1.00	5.00	1.68	1.05	1.10	66
26	Laser Physics	1.00	5.00	1.94	1.21	1.47	68
27	Laser Physics Letters	1.00	5.00	1.91	1.17	1.37	67
28	Modelling and Simulation in Materials Science and Engineering	1.00	5.00	1.85	1.18	1.40	66
29	Monthly Notices of the Royal Astronomical Society	1.00	5.00	1.77	1.03	1.07	65
30	Monthly Notices of the Royal Astronomical Society: Letters	1.00	5.00	1.80	1.08	1.16	64
31	Nuclear Fusion	1.00	5.00	1.62	0.94	0.88	65
32	Optics and Photonics News	1.00	5.00	1.77	1.10	1.21	66
33	PHOTONICSVIEWS	1.00	5.00	1.66	0.97	0.93	65
34	Physica Scripta	1.00	5.00	1.67	1.05	1.10	66

35 #	Physics World Field	1.00 Minimum	5.00 Maximum	1.75 Mean	1.12 Standard Deviation	1.26 Variance	65 Count
36	Physics-Uspekhi	1.00	5.00	1.71	1.02	1.04	65
37	PHYSIK IN UNSERER ZEIT (PHIUZ)	1.00	5.00	1.61	0.95	0.91	66
38	Plasma Physics and Controlled Fusion	1.00	5.00	1.62	0.97	0.93	66
39	Plasma Science and Technology	1.00	5.00	1.65	0.98	0.95	66
40	Plasma Sources Science and Technology	1.00	5.00	1.70	1.05	1.10	67
41	Publications of the Astronomical Society of Japan	1.00	5.00	1.66	0.98	0.96	65
42	Publications of the Astronomical Society of the Pacific	1.00	5.00	1.63	0.97	0.94	65
43	Quantum Science and Technology	1.00	5.00	1.76	1.13	1.27	66
44	Research in Astronomy and Astrophysics	1.00	5.00	1.71	0.99	0.98	65
45	Semiconductor Science and Technology	1.00	5.00	1.79	1.15	1.33	67
46	VAKUUM IN FORSCHUNG UND PRAXIS	1.00	5.00	1.52	0.77	0.59	65

47	Zeitschrift für Naturforschung - Part A - Journal of Physical Sciences	1.00	5.00	1.73	1.04	1.08	66
----	--	------	------	------	------	------	----

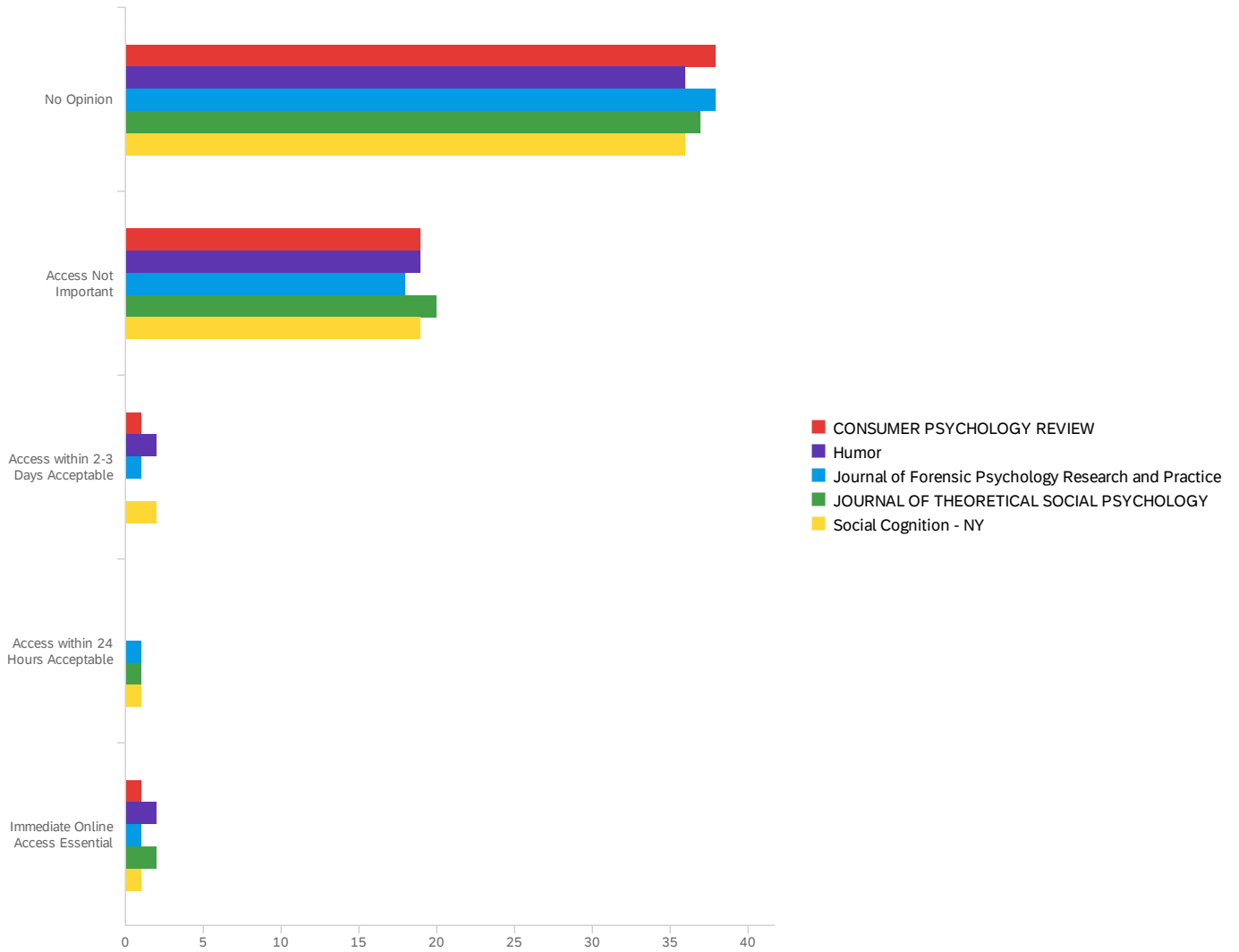
#	Field	No Opinion		Access Not Important		Access within 2-3 Days Acceptable		Access within 24 Hours Acceptable		Immediate Online Access Essential		Total
1	Acta Biochimica et Biophysica Sinica	55.88%	38	30.88%	21	5.88%	4	2.94%	2	4.41%	3	68
2	ADVANCED QUANTUM TECHNOLOGIES	53.73%	36	29.85%	20	5.97%	4	1.49%	1	8.96%	6	67
3	Advances in Optics and Photonics	50.00%	34	30.88%	21	5.88%	4	4.41%	3	8.82%	6	68
4	ASTRONOMISCHE NACHRICHTEN	54.55%	36	33.33%	22	7.58%	5	1.52%	1	3.03%	2	66
5	Astronomy & Geophysics	45.45%	30	28.79%	19	15.15%	10	1.52%	1	9.09%	6	66
6	Canadian Journal of Physics (Journal Canadien de Physique)	49.25%	33	29.85%	20	13.43%	9	2.99%	2	4.48%	3	67
7	Chinese Optics Letters	53.73%	36	35.82%	24	2.99%	2	2.99%	2	4.48%	3	67

#	Field	No Opinion		Access Not Important		Access within 2-3 Days Acceptable		Access within 24 Hours Acceptable		Immediate Online Access Essential		Total
8	Chinese Physics C	55.22%	37	35.82%	24	2.99%	2	1.49%	1	4.48%	3	67
9	Chinese Physics Letters	56.72%	38	32.84%	22	4.48%	3	1.49%	1	4.48%	3	67
10	Classical and Quantum Gravity	48.48%	32	31.82%	21	13.64%	9	3.03%	2	3.03%	2	66
11	EARTH AND PLANETARY PHYSICS	45.45%	30	30.30%	20	10.61%	7	3.03%	2	10.61%	7	66
12	FORTSCHRITTE DER PHYSIK/PROGRESS OF PHYSICS	50.77%	33	32.31%	21	12.31%	8	0.00%	0	4.62%	3	65
13	INTERNATIONAL JOURNAL OF IMAGING SYSTEMS AND TECHNOLOGY	52.24%	35	31.34%	21	4.48%	3	5.97%	4	5.97%	4	67
14	Journal of Cosmology and Astroparticle Physics	50.77%	33	32.31%	21	12.31%	8	1.54%	1	3.08%	2	65
15	Journal of Instrumentation	50.00%	33	30.30%	20	10.61%	7	3.03%	2	6.06%	4	66
16	Journal of Lightwave Technology	56.06%	37	33.33%	22	3.03%	2	4.55%	3	3.03%	2	66
17	Journal of Optical Communications and Networking	54.55%	36	33.33%	22	3.03%	2	4.55%	3	4.55%	3	66
18	Journal of Optical Technology	54.55%	36	33.33%	22	3.03%	2	4.55%	3	4.55%	3	66
19	Journal of Optics	52.24%	35	29.85%	20	7.46%	5	2.99%	2	7.46%	5	67
20	Journal of Physics B: Atomic, Molecular and Optical Physics	44.93%	31	28.99%	20	11.59%	8	4.35%	3	10.14%	7	69
21	Journal of Physics G: Nuclear and Particle Physics	49.25%	33	32.84%	22	10.45%	7	2.99%	2	4.48%	3	67
22	JOURNAL OF SYNCHROTRON RADIATION	57.58%	38	34.85%	23	3.03%	2	1.52%	1	3.03%	2	66
23	Journal of the Optical Society of America A	52.24%	35	29.85%	20	5.97%	4	0.00%	0	11.94%	8	67
24	Journal of the Optical Society of America B	50.75%	34	29.85%	20	7.46%	5	0.00%	0	11.94%	8	67
25	Journal of Thermophysics and Heat Transfer	56.06%	37	33.33%	22	3.03%	2	1.52%	1	6.06%	4	66
26	Laser Physics	47.06%	32	32.35%	22	8.82%	6	2.94%	2	8.82%	6	68
27	Laser Physics Letters	47.76%	32	31.34%	21	10.45%	7	2.99%	2	7.46%	5	67
28	Modelling and Simulation in Materials Science and Engineering	51.52%	34	31.82%	21	4.55%	3	4.55%	3	7.58%	5	66
29	Monthly Notices of the Royal Astronomical Society	50.77%	33	33.85%	22	7.69%	5	3.08%	2	4.62%	3	65

#	Field	No Opinion	Access Not Important	Access within 2-3 Days Acceptable	Access within 24 Hours Acceptable	Immediate Online Access Essential	Total
30	Monthly Notices of the Royal Astronomical Society: Letters	50.00% 32	34.38% 22	7.81% 5	1.56% 1	6.25% 4	64
31	Nuclear Fusion	56.92% 37	33.85% 22	4.62% 3	0.00% 0	4.62% 3	65
32	Optics and Photonics News	53.03% 35	31.82% 21	6.06% 4	3.03% 2	6.06% 4	66
33	PHOTONICSVIEWS	55.38% 36	33.85% 22	3.08% 2	4.62% 3	3.08% 2	65
34	Physica Scripta	57.58% 38	31.82% 21	3.03% 2	1.52% 1	6.06% 4	66
35	Physics World	55.38% 36	30.77% 20	3.08% 2	4.62% 3	6.15% 4	65
36	Physics-Uspekhi	53.85% 35	33.85% 22	4.62% 3	3.08% 2	4.62% 3	65
37	PHYSIK IN UNSERER ZEIT (PHIUZ)	57.58% 38	34.85% 23	1.52% 1	1.52% 1	4.55% 3	66
38	Plasma Physics and Controlled Fusion	57.58% 38	33.33% 22	3.03% 2	1.52% 1	4.55% 3	66
39	Plasma Science and Technology	56.06% 37	33.33% 22	4.55% 3	1.52% 1	4.55% 3	66
40	Plasma Sources Science and Technology	55.22% 37	32.84% 22	4.48% 3	1.49% 1	5.97% 4	67
41	Publications of the Astronomical Society of Japan	55.38% 36	33.85% 22	4.62% 3	1.54% 1	4.62% 3	65
42	Publications of the Astronomical Society of the Pacific	56.92% 37	33.85% 22	3.08% 2	1.54% 1	4.62% 3	65
43	Quantum Science and Technology	54.55% 36	31.82% 21	4.55% 3	1.52% 1	7.58% 5	66
44	Research in Astronomy and Astrophysics	52.31% 34	35.38% 23	6.15% 4	1.54% 1	4.62% 3	65
45	Semiconductor Science and Technology	53.73% 36	31.34% 21	4.48% 3	2.99% 2	7.46% 5	67
46	VAKUUM IN FORSCHUNG UND PRAXIS	58.46% 38	35.38% 23	3.08% 2	1.54% 1	1.54% 1	65
47	Zeitschrift für Naturforschung - Part A - Journal of Physical Sciences	53.03% 35	33.33% 22	7.58% 5	0.00% 0	6.06% 4	66

Showing rows 1 - 47 of 47

Q9 - College of Arts & Sciences Psychology For each of the following titles that have not been renewed, please state the importance of immediacy of access to your research.



#	Field	Minimum	Maximum	Mean	Std Deviation	Variance	Count
1	CONSUMER PSYCHOLOGY REVIEW	1.00	5.00	1.42	0.69	0.48	59
2	Humor	1.00	5.00	1.53	0.85	0.72	59
3	Journal of Forensic Psychology Research and Practice	1.00	5.00	1.46	0.77	0.59	59
4	JOURNAL OF THEORETICAL SOCIAL PSYCHOLOGY	1.00	5.00	1.52	0.87	0.75	60
5	Social Cognition - NY	1.00	5.00	1.51	0.79	0.62	59

#	Field	No Opinion	Access Not Important	Access within 2-3 Days Acceptable	Access within 24 Hours Acceptable	Immediate Online Access Essential	Total
1	CONSUMER PSYCHOLOGY REVIEW	64.41% 38	32.20% 19	1.69% 1	0.00% 0	1.69% 1	59
2	Humor	61.02% 36	32.20% 19	3.39% 2	0.00% 0	3.39% 2	59
3	Journal of Forensic Psychology Research and Practice	64.41% 38	30.51% 18	1.69% 1	1.69% 1	1.69% 1	59
4	JOURNAL OF THEORETICAL SOCIAL PSYCHOLOGY	61.67% 37	33.33% 20	0.00% 0	1.67% 1	3.33% 2	60
5	Social Cognition - NY	61.02% 36	32.20% 19	3.39% 2	1.69% 1	1.69% 1	59

Showing rows 1 - 5 of 5



#	Field	Minimum	Maximum	Mean	Std Deviation	Variance	Count
1	CHEMBIOENG REVIEWS	1.00	5.00	1.80	1.12	1.25	59
2	ECS Transactions	1.00	5.00	1.58	0.95	0.91	57
3	Journal of Nuclear Engineering and Radiation Science	1.00	5.00	1.64	0.97	0.94	56
4	Journal of Thermal Science and Engineering Applications	1.00	5.00	1.79	1.15	1.32	57

#	Field	Minimum	Maximum	Mean	Std Deviation	Variance	Count
5	JOURNAL OF VINYL & ADDITIVE TECHNOLOGY	1.00	5.00	1.59	0.88	0.78	56
6	LUBRICATION SCIENCE	1.00	5.00	1.63	0.97	0.95	56
7	MACROMOLECULAR REACTION ENGINEERING	1.00	5.00	1.68	1.00	1.00	56
8	MATERIAL DESIGN & PROCESSING COMMUNICATIONS	1.00	5.00	1.70	1.03	1.05	57
9	NATURAL GAS & ELECTRICITY	1.00	5.00	1.75	1.07	1.15	56
10	OIL AND ENERGY TRENDS	1.00	5.00	1.75	1.07	1.14	55
11	OIL AND ENERGY TRENDS: ANNUAL STATISTICAL REVIEW	1.00	5.00	1.76	1.08	1.16	55
12	OPEC ENERGY REVIEW	1.00	5.00	1.82	1.10	1.22	56
13	Protein Engineering, Design and Selection	1.00	5.00	1.82	1.09	1.18	56
14	WORLD OIL TRADE	1.00	5.00	1.76	1.03	1.05	55

#	Field	No Opinion		Access Not Important		Access within 2-3 Days Acceptable		Access within 24 Hours Acceptable		Immediate Online Access Essential		Total
1	CHEMBIOENG REVIEWS	52.54%	31	30.51%	18	8.47%	5	1.69%	1	6.78%	4	59
2	ECS Transactions	59.65%	34	33.33%	19	1.75%	1	0.00%	0	5.26%	3	57
3	Journal of Nuclear Engineering and Radiation Science	55.36%	31	35.71%	20	3.57%	2	0.00%	0	5.36%	3	56
4	Journal of Thermal Science and Engineering Applications	54.39%	31	29.82%	17	5.26%	3	3.51%	2	7.02%	4	57
5	JOURNAL OF VINYL & ADDITIVE TECHNOLOGY	57.14%	32	33.93%	19	5.36%	3	0.00%	0	3.57%	2	56
6	LUBRICATION SCIENCE	57.14%	32	33.93%	19	3.57%	2	0.00%	0	5.36%	3	56
7	MACROMOLECULAR REACTION ENGINEERING	55.36%	31	32.14%	18	7.14%	4	0.00%	0	5.36%	3	56
8	MATERIAL DESIGN & PROCESSING COMMUNICATIONS	54.39%	31	33.33%	19	5.26%	3	1.75%	1	5.26%	3	57
9	NATURAL GAS & ELECTRICITY	53.57%	30	32.14%	18	5.36%	3	3.57%	2	5.36%	3	56
10	OIL AND ENERGY TRENDS	52.73%	29	34.55%	19	3.64%	2	3.64%	2	5.45%	3	55
11	OIL AND ENERGY TRENDS: ANNUAL STATISTICAL REVIEW	52.73%	29	32.73%	18	5.45%	3	3.64%	2	5.45%	3	55

#	Field	No Opinion	Access Not Important	Access within 2-3 Days Acceptable	Access within 24 Hours Acceptable	Immediate Online Access Essential	Total
12	OPEC ENERGY REVIEW	50.00% 28	33.93% 19	5.36% 3	5.36% 3	5.36% 3	56
13	Protein Engineering, Design and Selection	50.00% 28	32.14% 18	8.93% 5	3.57% 2	5.36% 3	56
14	WORLD OIL TRADE	50.91% 28	34.55% 19	5.45% 3	5.45% 3	3.64% 2	55

Showing rows 1 - 14 of 14

Access Not
Important

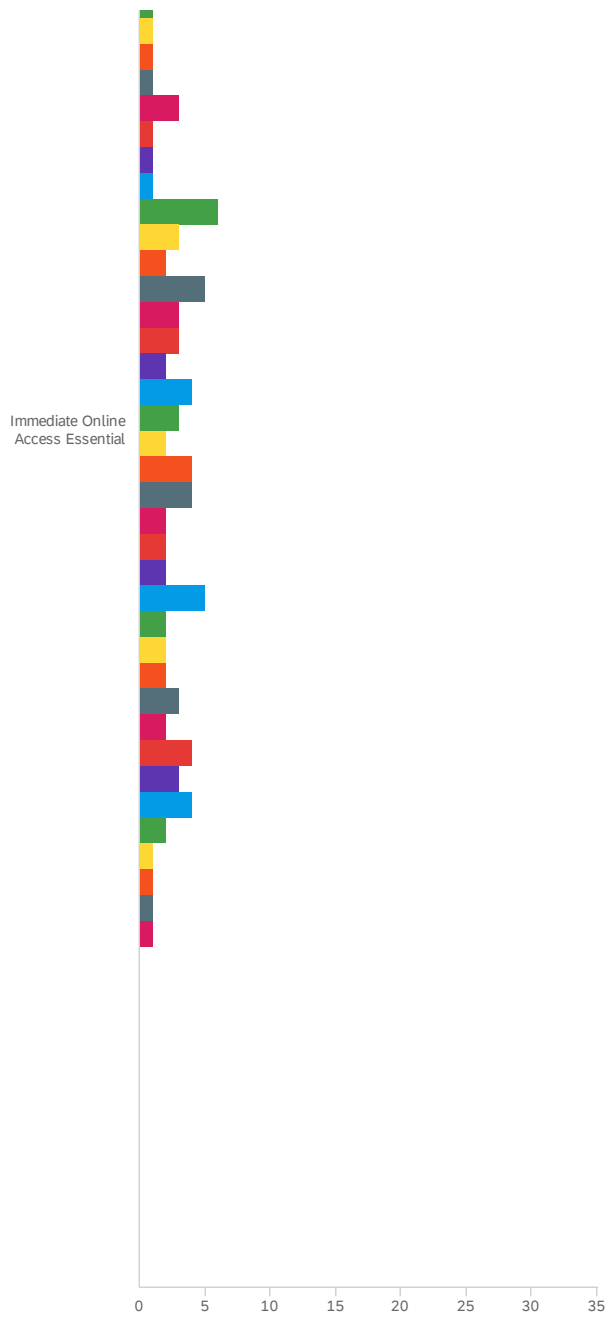


Access within 2-3
Days Acceptable



Access within 24
Hours Acceptable





#	Field	Minimum	Maximum	Mean	Std Deviation	Variance	Count
1	ASCE-ASME Journal of Risk and Uncertainty in Engineering Systems, Part A: Civil Engineering	1.00	5.00	1.67	0.94	0.89	54
2	BAUPHYSIK	1.00	5.00	1.45	0.69	0.47	53
3	BAUTECHNIK	1.00	5.00	1.45	0.69	0.47	53
4	BETON- UND STAHLBETONBAU	1.00	5.00	1.45	0.69	0.47	53
5	Canadian Geotechnical Journal	1.00	5.00	1.68	0.93	0.86	53

#	Field	Minimum	Maximum	Mean	Std Deviation	Variance	Count
6	Canadian Journal of Civil Engineering	1.00	5.00	1.60	0.88	0.77	53
7	CE/PAPERS	1.00	5.00	1.45	0.69	0.47	53
8	Corrosion Reviews	1.00	5.00	1.69	1.02	1.03	54
9	GEOMECHANICS AND TUNNELLING	1.00	5.00	1.62	0.87	0.76	53
10	Geosynthetics International	1.00	5.00	1.51	0.77	0.59	53
11	Geotechnique	1.00	5.00	1.64	0.89	0.80	53
12	Journal of Aerospace Engineering	1.00	5.00	1.89	1.23	1.52	56
13	Journal of Architectural Engineering	1.00	5.00	1.64	0.99	0.98	53
14	Journal of Bridge Engineering	1.00	5.00	1.58	0.88	0.77	53
15	Journal of Civil Engineering Education	1.00	5.00	1.80	1.17	1.36	55
16	Journal of Cold Regions Engineering	1.00	5.00	1.64	0.99	0.98	53
17	Journal of Composites for Construction	1.00	5.00	1.65	0.98	0.97	54
18	Journal of Construction Engineering and Management	1.00	5.00	1.57	0.86	0.74	53
19	Journal of Energy Engineering	1.00	5.00	1.80	1.15	1.32	55
20	Journal of Hazardous, Toxic & Radioactive Waste	1.00	5.00	1.76	1.10	1.22	54
21	Journal of Highway and Transportation Research and Development (English Edition)	1.00	5.00	1.63	0.93	0.86	54
22	Journal of Hydraulic Engineering	1.00	5.00	1.81	1.13	1.29	53
23	Journal of Hydrologic Engineering	1.00	5.00	1.85	1.17	1.37	53
24	Journal of Infrastructure Systems	1.00	5.00	1.60	0.88	0.78	52
25	Journal of Irrigation and Drainage Engineering	1.00	5.00	1.67	0.99	0.99	52
26	Journal of Legal Affairs and Dispute Resolution in Engineering and Construction	1.00	5.00	1.58	0.86	0.74	52
27	Journal of Materials in Civil Engineering	1.00	5.00	1.84	1.20	1.45	55
28	Journal of Performance of Constructed Facilities	1.00	5.00	1.54	0.84	0.71	52

#	Field	Minimum	Maximum	Mean	Std Deviation	Variance	Count
29	Journal of Pipeline Systems Engineering and Practice	1.00	5.00	1.58	0.88	0.78	52
30	Journal of Structural Engineering	1.00	5.00	1.58	0.86	0.74	52
31	Journal of Surveying Engineering	1.00	5.00	1.71	1.06	1.13	52
32	Journal of Urban Planning and Development	1.00	5.00	1.79	1.09	1.18	53
33	Journal of Water Resources Planning and Management	1.00	5.00	1.91	1.22	1.49	54
34	Journal of Waterway, Port, Coastal, and Ocean Engineering	1.00	5.00	1.69	1.05	1.10	52
35	LAKES & RESERVOIRS: SCIENCE, POLICY AND MANAGEMENT FOR SUSTAINABLE USE	1.00	5.00	1.94	1.17	1.37	53
36	OPFLOW	1.00	5.00	1.60	0.92	0.84	53
37	Practice Periodical on Structural Design and Construction	1.00	5.00	1.46	0.69	0.48	52
38	STAHLBAU	1.00	5.00	1.48	0.72	0.52	52
39	STEEL CONSTRUCTION: DESIGN AND RESEARCH	1.00	5.00	1.46	0.69	0.48	52
40	Waterlines	1.00	5.00	1.58	0.86	0.74	52

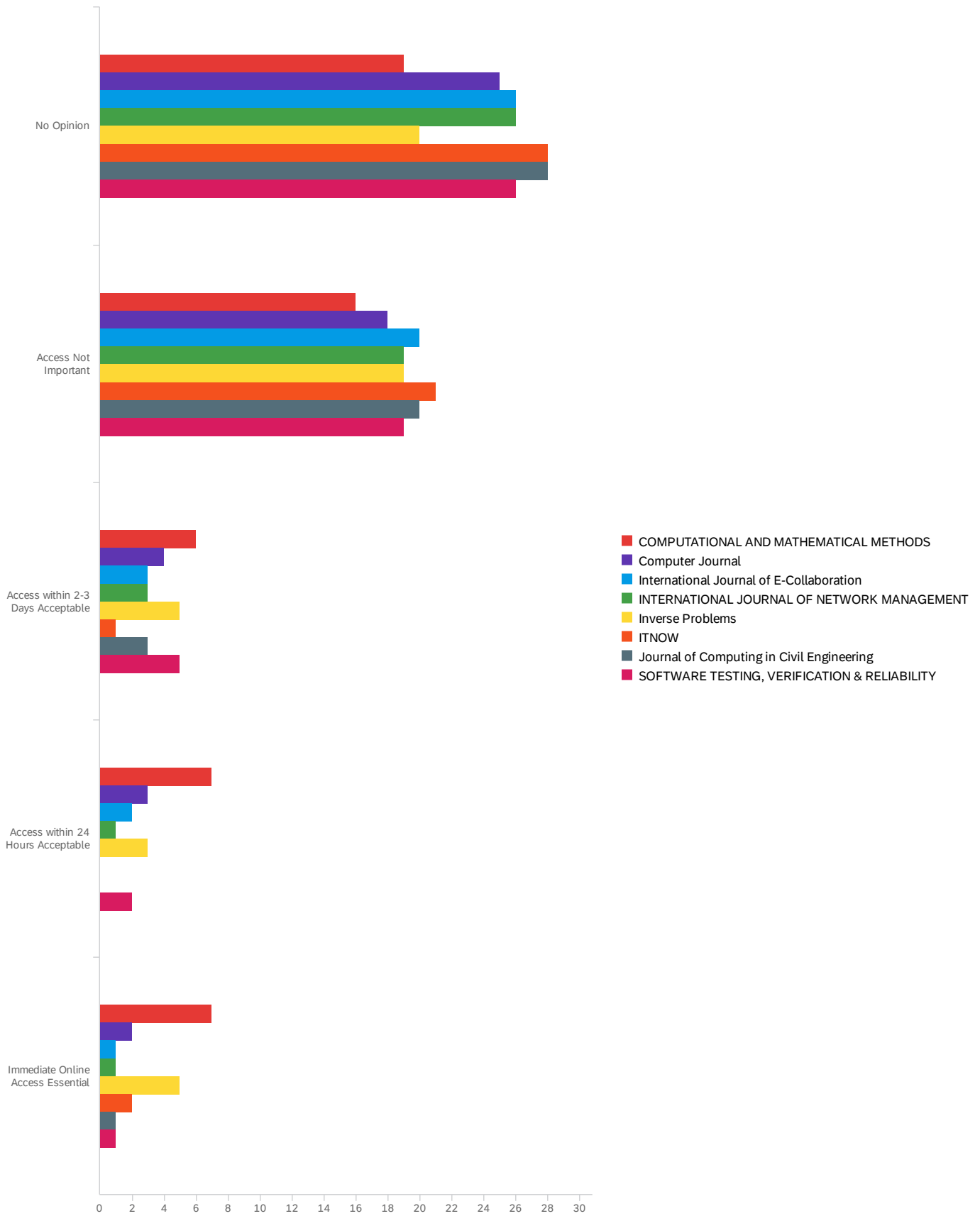
#	Field	No Opinion	Access Not Important	Access within 2-3 Days Acceptable	Access within 24 Hours Acceptable	Immediate Online Access Essential	Total
1	ASCE-ASME Journal of Risk and Uncertainty in Engineering Systems, Part A: Civil Engineering	53.70% 29	35.19% 19	5.56% 3	1.85% 1	3.70% 2	54
2	BAUPHYSIK	60.38% 32	37.74% 20	0.00% 0	0.00% 0	1.89% 1	53
3	BAUTECHNIK	60.38% 32	37.74% 20	0.00% 0	0.00% 0	1.89% 1	53
4	BETON- UND STAHLBETONBAU	60.38% 32	37.74% 20	0.00% 0	0.00% 0	1.89% 1	53
5	Canadian Geotechnical Journal	52.83% 28	35.85% 19	3.77% 2	5.66% 3	1.89% 1	53
6	Canadian Journal of Civil Engineering	56.60% 30	33.96% 18	3.77% 2	3.77% 2	1.89% 1	53
7	CE/PAPERS	60.38% 32	37.74% 20	0.00% 0	0.00% 0	1.89% 1	53
8	Corrosion Reviews	53.70% 29	37.04% 20	1.85% 1	1.85% 1	5.56% 3	54
9	GEOMECHANICS AND TUNNELLING	54.72% 29	35.85% 19	3.77% 2	3.77% 2	1.89% 1	53

#	Field	No Opinion		Access Not Important		Access within 2-3 Days Acceptable		Access within 24 Hours Acceptable		Immediate Online Access Essential		Total
10	Geosynthetics International	58.49%	31	37.74%	20	0.00%	0	1.89%	1	1.89%	1	53
11	Geotechnique	54.72%	29	33.96%	18	5.66%	3	3.77%	2	1.89%	1	53
12	Journal of Aerospace Engineering	50.00%	28	32.14%	18	7.14%	4	0.00%	0	10.71%	6	56
13	Journal of Architectural Engineering	56.60%	30	33.96%	18	3.77%	2	0.00%	0	5.66%	3	53
14	Journal of Bridge Engineering	56.60%	30	35.85%	19	3.77%	2	0.00%	0	3.77%	2	53
15	Journal of Civil Engineering Education	52.73%	29	32.73%	18	5.45%	3	0.00%	0	9.09%	5	55
16	Journal of Cold Regions Engineering	56.60%	30	33.96%	18	3.77%	2	0.00%	0	5.66%	3	53
17	Journal of Composites for Construction	55.56%	30	35.19%	19	3.70%	2	0.00%	0	5.56%	3	54
18	Journal of Construction Engineering and Management	56.60%	30	37.74%	20	1.89%	1	0.00%	0	3.77%	2	53
19	Journal of Energy Engineering	52.73%	29	32.73%	18	3.64%	2	3.64%	2	7.27%	4	55
20	Journal of Hazardous, Toxic & Radioactive Waste	53.70%	29	33.33%	18	1.85%	1	5.56%	3	5.56%	3	54
21	Journal of Highway and Transportation Research and Development (English Edition)	55.56%	30	35.19%	19	3.70%	2	1.85%	1	3.70%	2	54
22	Journal of Hydraulic Engineering	50.94%	27	33.96%	18	5.66%	3	1.89%	1	7.55%	4	53
23	Journal of Hydrologic Engineering	50.94%	27	32.08%	17	5.66%	3	3.77%	2	7.55%	4	53
24	Journal of Infrastructure Systems	55.77%	29	36.54%	19	3.85%	2	0.00%	0	3.85%	2	52
25	Journal of Irrigation and Drainage Engineering	55.77%	29	32.69%	17	3.85%	2	3.85%	2	3.85%	2	52
26	Journal of Legal Affairs and Dispute Resolution in Engineering and Construction	55.77%	29	38.46%	20	1.92%	1	0.00%	0	3.85%	2	52
27	Journal of Materials in Civil Engineering	50.91%	28	36.36%	20	0.00%	0	3.64%	2	9.09%	5	55
28	Journal of Performance of Constructed Facilities	57.69%	30	38.46%	20	0.00%	0	0.00%	0	3.85%	2	52
29	Journal of Pipeline Systems Engineering and Practice	57.69%	30	34.62%	18	3.85%	2	0.00%	0	3.85%	2	52
30	Journal of Structural Engineering	55.77%	29	38.46%	20	1.92%	1	0.00%	0	3.85%	2	52
31	Journal of Surveying Engineering	53.85%	28	36.54%	19	0.00%	0	3.85%	2	5.77%	3	52
32	Journal of Urban Planning and Development	52.83%	28	30.19%	16	5.66%	3	7.55%	4	3.77%	2	53
33	Journal of Water Resources Planning and Management	50.00%	27	31.48%	17	3.70%	2	7.41%	4	7.41%	4	54

#	Field	No Opinion		Access Not Important		Access within 2-3 Days Acceptable		Access within 24 Hours Acceptable		Immediate Online Access Essential		Total
34	Journal of Waterway, Port, Coastal, and Ocean Engineering	55.77%	29	32.69%	17	3.85%	2	1.92%	1	5.77%	3	52
35	LAKES & RESERVOIRS: SCIENCE, POLICY AND MANAGEMENT FOR SUSTAINABLE USE	45.28%	24	33.96%	18	9.43%	5	3.77%	2	7.55%	4	53
36	OPFLOW	56.60%	30	35.85%	19	1.89%	1	1.89%	1	3.77%	2	53
37	Practice Periodical on Structural Design and Construction	59.62%	31	38.46%	20	0.00%	0	0.00%	0	1.92%	1	52
38	STAHLBAU	59.62%	31	36.54%	19	1.92%	1	0.00%	0	1.92%	1	52
39	STEEL CONSTRUCTION: DESIGN AND RESEARCH	59.62%	31	38.46%	20	0.00%	0	0.00%	0	1.92%	1	52
40	Waterlines	57.69%	30	34.62%	18	1.92%	1	3.85%	2	1.92%	1	52

Showing rows 1 - 40 of 40

Q12 - College of Engineering Computer Science and Engineering For each of the following titles that have not been renewed, please state the importance of immediacy of access to your research.



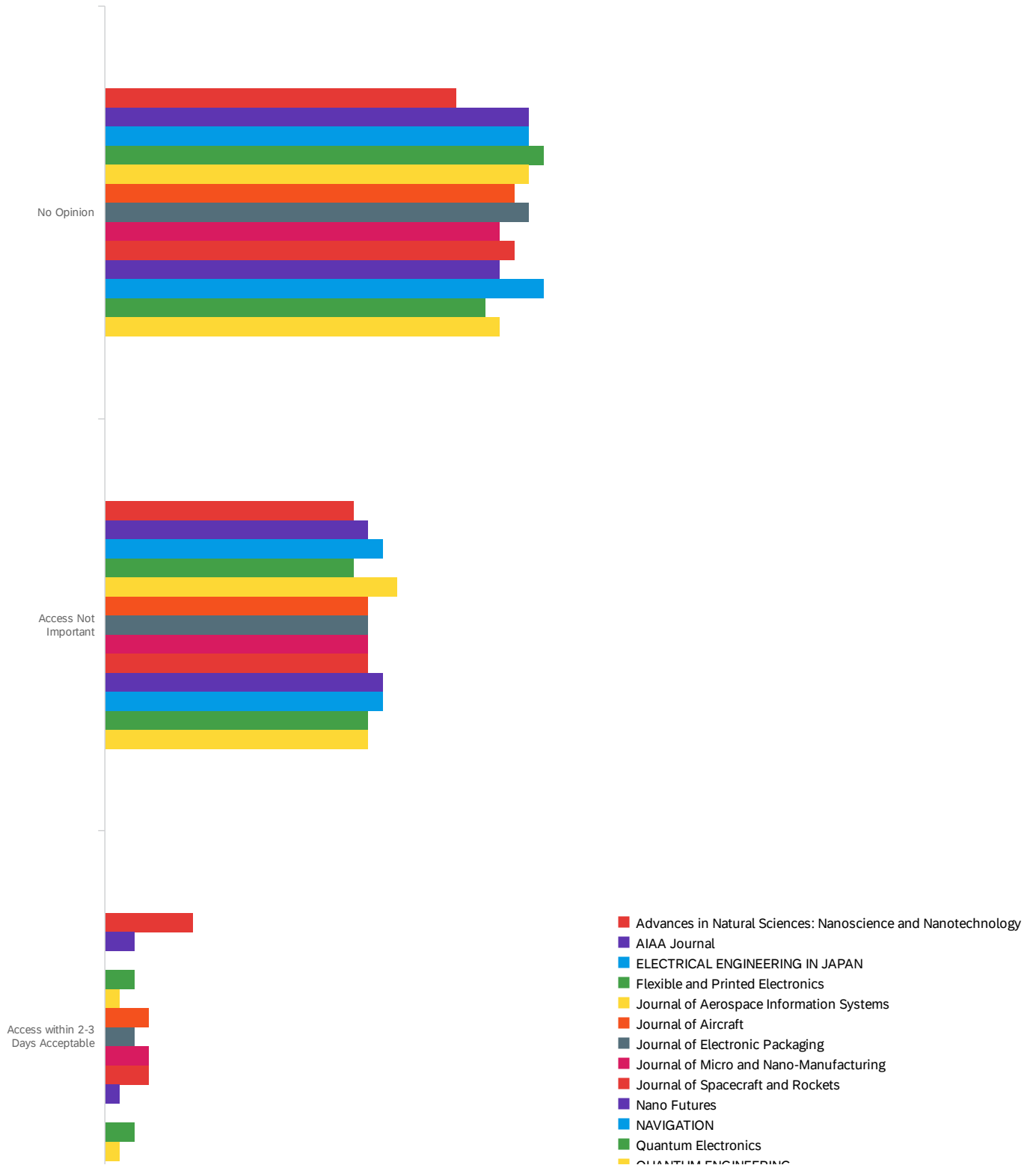
#	Field	Minimum	Maximum	Mean	Std Deviation	Variance	Count
1	COMPUTATIONAL AND MATHEMATICAL METHODS	1.00	5.00	2.40	1.40	1.95	55

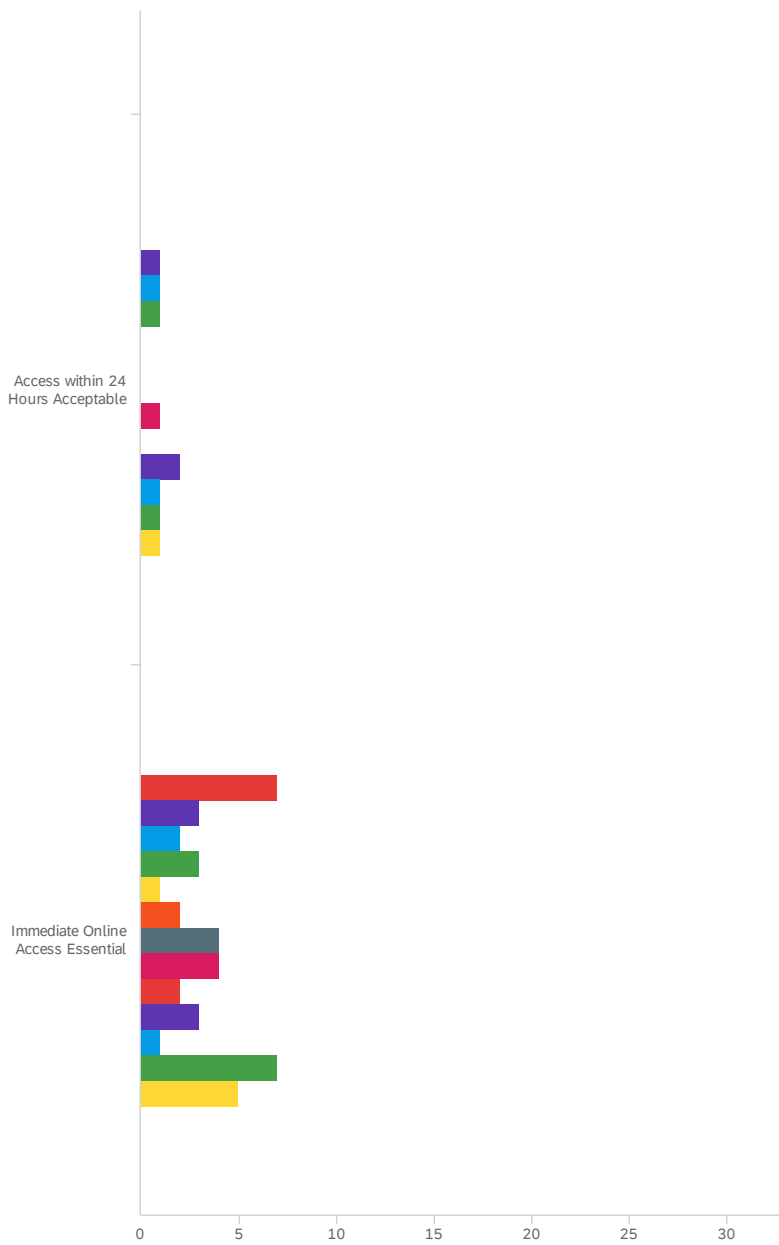
#	Field	Minimum	Maximum	Mean	Std Deviation	Variance	Count
2	Computer Journal	1.00	5.00	1.83	1.05	1.10	52
3	International Journal of E-Collaboration	1.00	5.00	1.69	0.89	0.79	52
4	INTERNATIONAL JOURNAL OF NETWORK MANAGEMENT	1.00	5.00	1.64	0.84	0.71	50
5	Inverse Problems	1.00	5.00	2.12	1.25	1.56	52
6	ITNOW	1.00	5.00	1.60	0.86	0.74	52
7	Journal of Computing in Civil Engineering	1.00	5.00	1.58	0.77	0.59	52
8	SOFTWARE TESTING, VERIFICATION & RELIABILITY	1.00	5.00	1.74	0.91	0.84	53

#	Field	No Opinion		Access Not Important		Access within 2-3 Days Acceptable		Access within 24 Hours Acceptable		Immediate Online Access Essential		Total
1	COMPUTATIONAL AND MATHEMATICAL METHODS	34.55%	19	29.09%	16	10.91%	6	12.73%	7	12.73%	7	55
2	Computer Journal	48.08%	25	34.62%	18	7.69%	4	5.77%	3	3.85%	2	52
3	International Journal of E-Collaboration	50.00%	26	38.46%	20	5.77%	3	3.85%	2	1.92%	1	52
4	INTERNATIONAL JOURNAL OF NETWORK MANAGEMENT	52.00%	26	38.00%	19	6.00%	3	2.00%	1	2.00%	1	50
5	Inverse Problems	38.46%	20	36.54%	19	9.62%	5	5.77%	3	9.62%	5	52
6	ITNOW	53.85%	28	40.38%	21	1.92%	1	0.00%	0	3.85%	2	52
7	Journal of Computing in Civil Engineering	53.85%	28	38.46%	20	5.77%	3	0.00%	0	1.92%	1	52
8	SOFTWARE TESTING, VERIFICATION & RELIABILITY	49.06%	26	35.85%	19	9.43%	5	3.77%	2	1.89%	1	53

Showing rows 1 - 8 of 8

Q13 - College of Engineering Electrical Engineering For each of the following titles that have not been renewed, please state the importance of immediacy of access to your research.





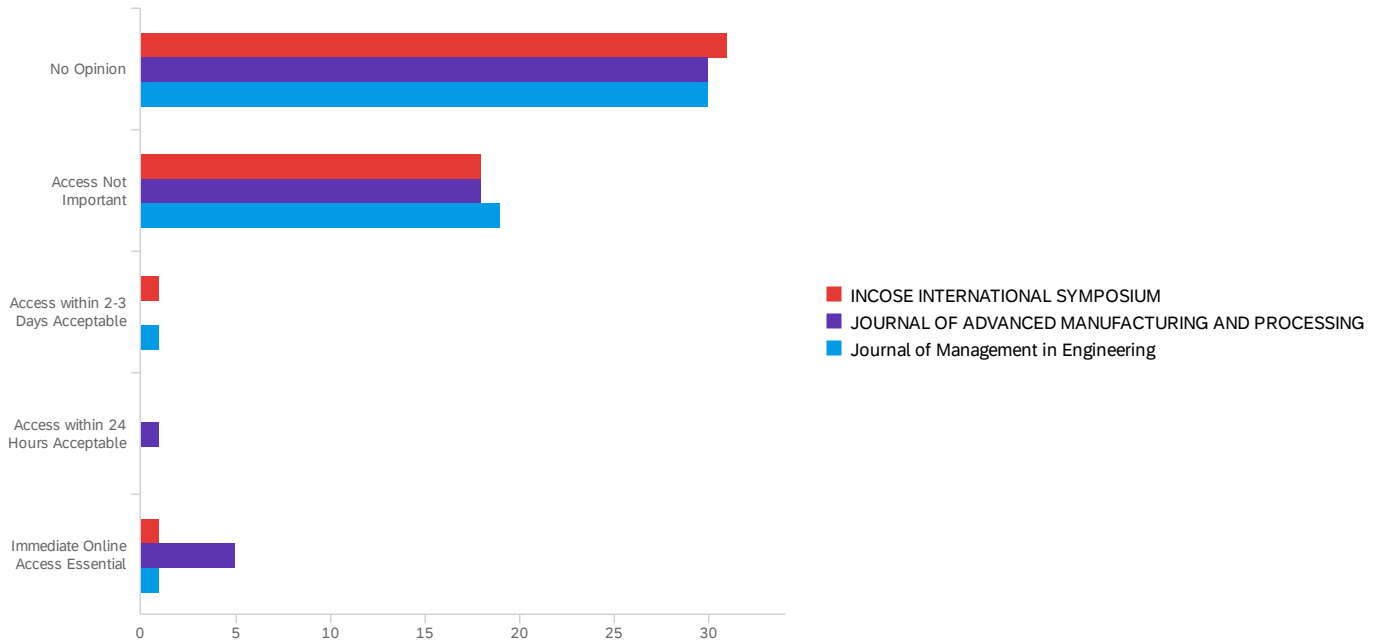
#	Field	Minimum	Maximum	Mean	Std Deviation	Variance	Count
1	Advances in Natural Sciences: Nanoscience and Nanotechnology	1.00	5.00	2.06	1.31	1.72	54
2	AIAA Journal	1.00	5.00	1.70	1.04	1.08	53
3	ELECTRICAL ENGINEERING IN JAPAN	1.00	5.00	1.59	0.91	0.83	51
4	Flexible and Printed Electronics	1.00	5.00	1.68	1.04	1.09	53
5	Journal of Aerospace Information Systems	1.00	5.00	1.51	0.72	0.52	51
6	Journal of Aircraft	1.00	5.00	1.63	0.91	0.82	51
7	Journal of Electronic Packaging	1.00	5.00	1.72	1.09	1.18	53

#	Field	Minimum	Maximum	Mean	Std Deviation	Variance	Count
8	Journal of Micro and Nano-Manufacturing	1.00	5.00	1.81	1.13	1.29	53
9	Journal of Spacecraft and Rockets	1.00	5.00	1.63	0.91	0.82	51
10	Nano Futures	1.00	5.00	1.75	1.07	1.15	52
11	NAVIGATION	1.00	5.00	1.51	0.78	0.60	51
12	Quantum Electronics	1.00	5.00	1.98	1.33	1.76	54
13	QUANTUM ENGINEERING	1.00	5.00	1.83	1.20	1.45	52

#	Field	No Opinion	Access Not Important	Access within 2-3 Days Acceptable	Access within 24 Hours Acceptable	Immediate Online Access Essential	Total
1	Advances in Natural Sciences: Nanoscience and Nanotechnology	44.44% 24	31.48% 17	11.11% 6	0.00% 0	12.96% 7	54
2	AIAA Journal	54.72% 29	33.96% 18	3.77% 2	1.89% 1	5.66% 3	53
3	ELECTRICAL ENGINEERING IN JAPAN	56.86% 29	37.25% 19	0.00% 0	1.96% 1	3.92% 2	51
4	Flexible and Printed Electronics	56.60% 30	32.08% 17	3.77% 2	1.89% 1	5.66% 3	53
5	Journal of Aerospace Information Systems	56.86% 29	39.22% 20	1.96% 1	0.00% 0	1.96% 1	51
6	Journal of Aircraft	54.90% 28	35.29% 18	5.88% 3	0.00% 0	3.92% 2	51
7	Journal of Electronic Packaging	54.72% 29	33.96% 18	3.77% 2	0.00% 0	7.55% 4	53
8	Journal of Micro and Nano-Manufacturing	50.94% 27	33.96% 18	5.66% 3	1.89% 1	7.55% 4	53
9	Journal of Spacecraft and Rockets	54.90% 28	35.29% 18	5.88% 3	0.00% 0	3.92% 2	51
10	Nano Futures	51.92% 27	36.54% 19	1.92% 1	3.85% 2	5.77% 3	52
11	NAVIGATION	58.82% 30	37.25% 19	0.00% 0	1.96% 1	1.96% 1	51
12	Quantum Electronics	48.15% 26	33.33% 18	3.70% 2	1.85% 1	12.96% 7	54
13	QUANTUM ENGINEERING	51.92% 27	34.62% 18	1.92% 1	1.92% 1	9.62% 5	52

Showing rows 1 - 13 of 13

Q14 - College of Engineering Industrial and Management Systems Engineering For each of the following titles that have not been renewed, please state the importance of immediacy of access to your research.



#	Field	Minimum	Maximum	Mean	Std Deviation	Variance	Count
1	INCOSE INTERNATIONAL SYMPOSIUM	1.00	5.00	1.47	0.72	0.52	51
2	JOURNAL OF ADVANCED MANUFACTURING AND PROCESSING	1.00	5.00	1.76	1.19	1.41	54
3	Journal of Management in Engineering	1.00	5.00	1.49	0.72	0.52	51

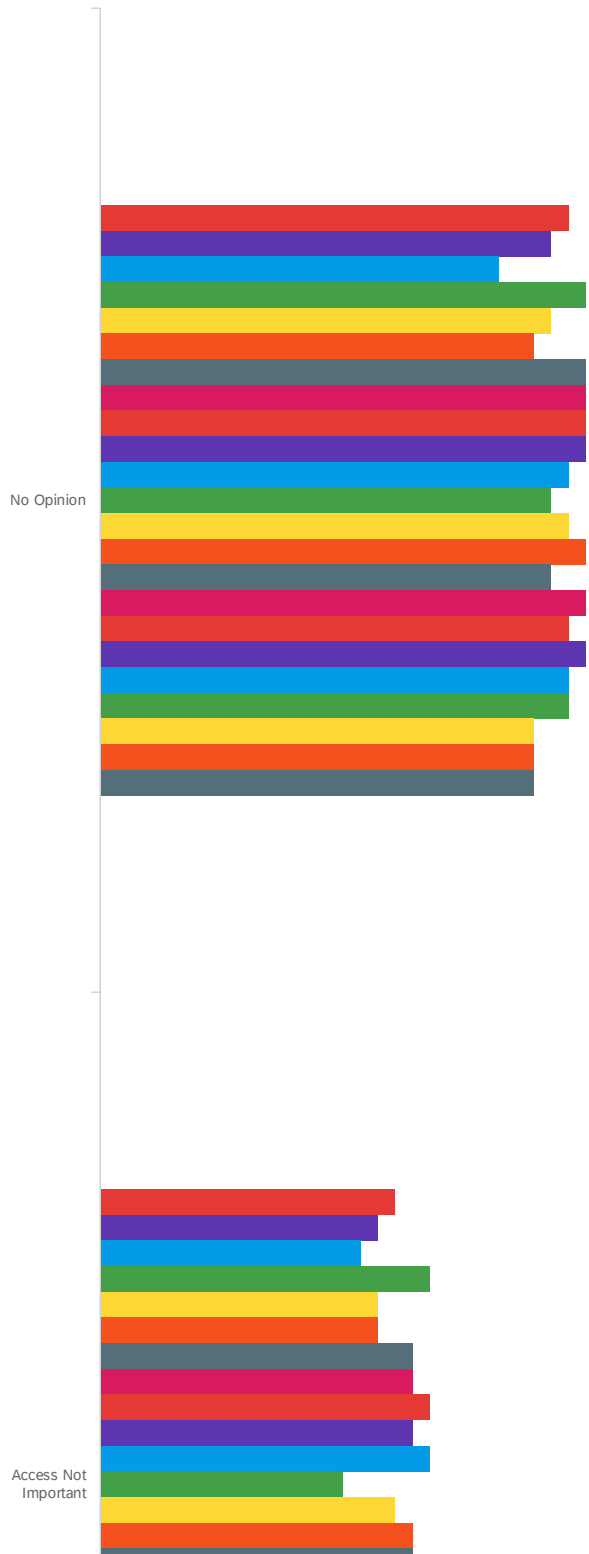
#	Field	No Opinion	Access Not Important	Access within 2-3 Days Acceptable	Access within 24 Hours Acceptable	Immediate Online Access Essential	Total
1	INCOSE INTERNATIONAL SYMPOSIUM	60.78% 31	35.29% 18	1.96% 1	0.00% 0	1.96% 1	51
2	JOURNAL OF ADVANCED MANUFACTURING AND PROCESSING	55.56% 30	33.33% 18	0.00% 0	1.85% 1	9.26% 5	54
3	Journal of Management in Engineering	58.82% 30	37.25% 19	1.96% 1	0.00% 0	1.96% 1	51

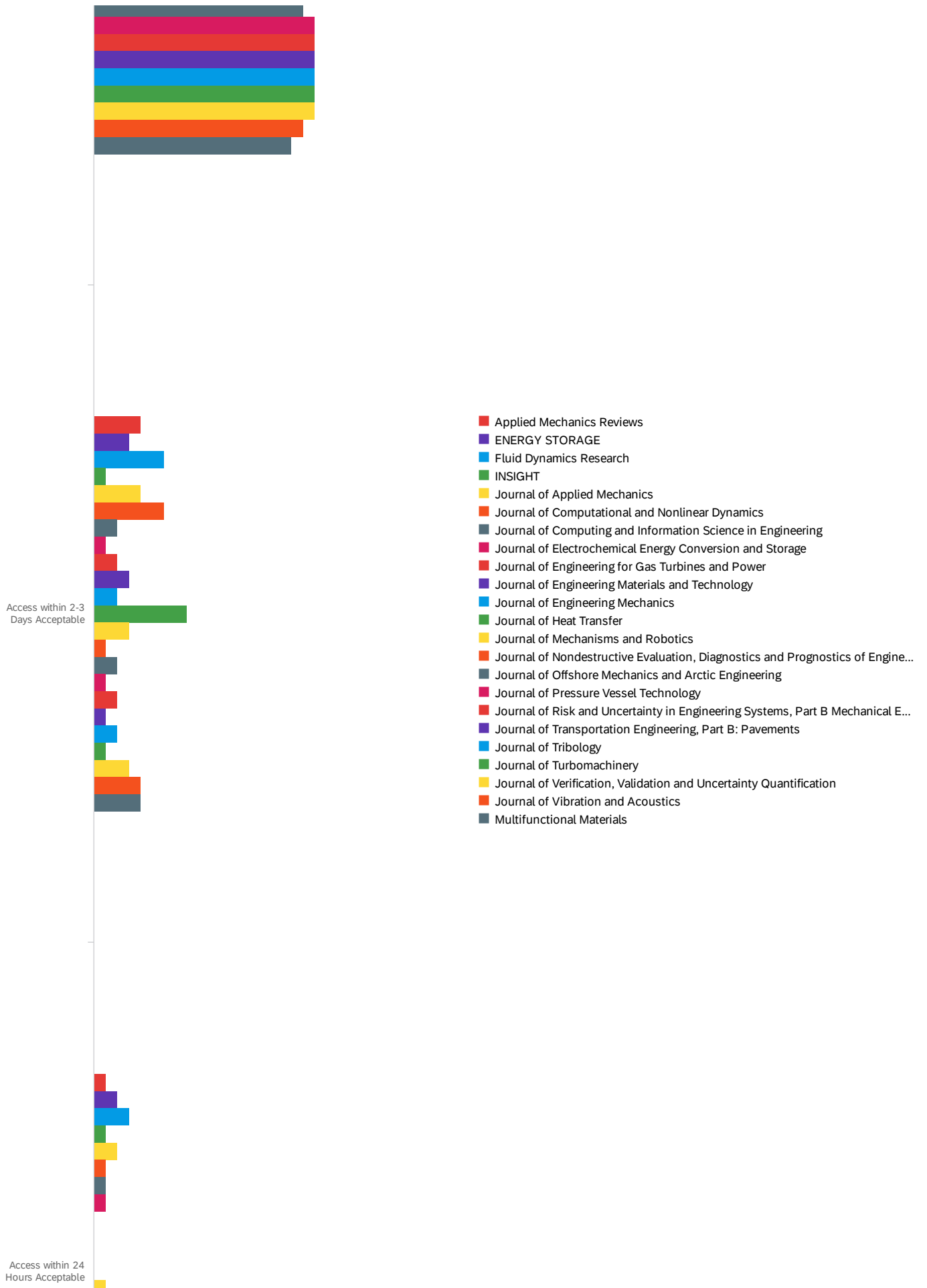
Showing rows 1 - 3 of 3

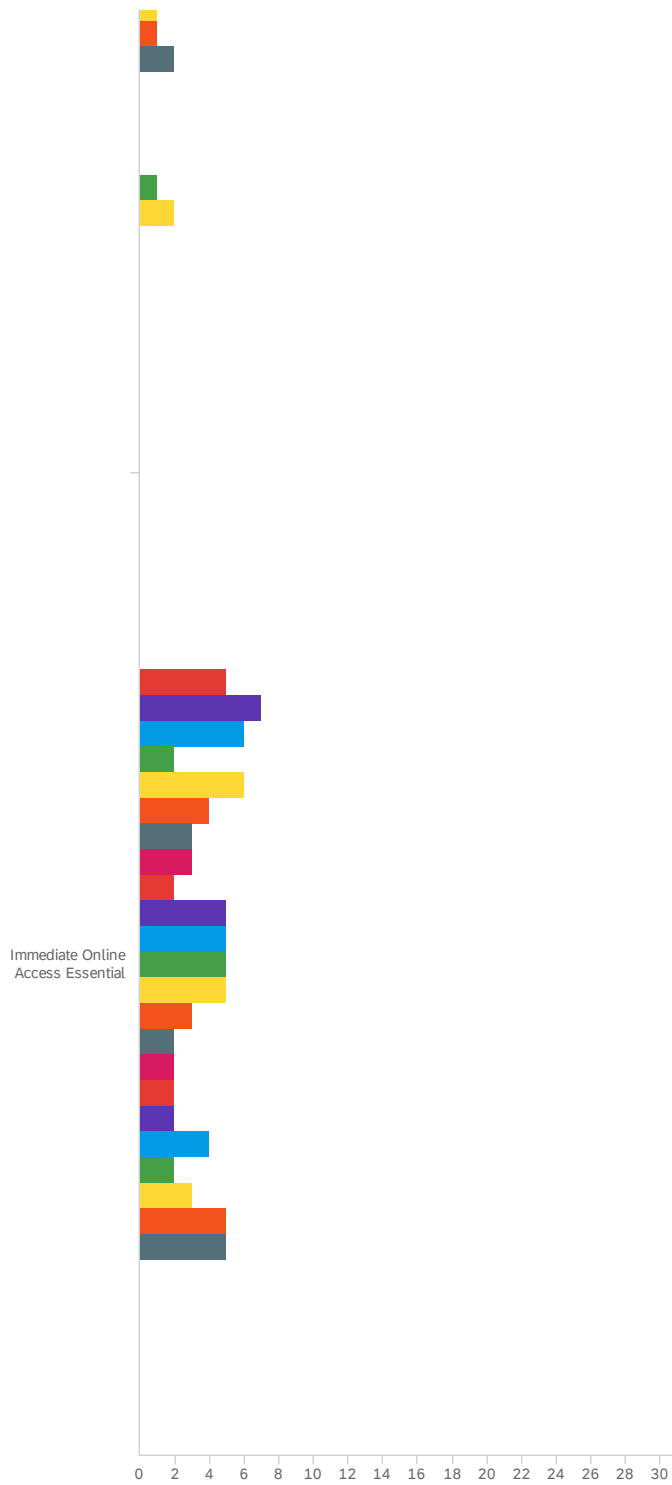
Q15 - College of Engineering Mechanical Engineering For each of the following titles that

have not been renewed, please state the importance of immediacy of access to your

research.







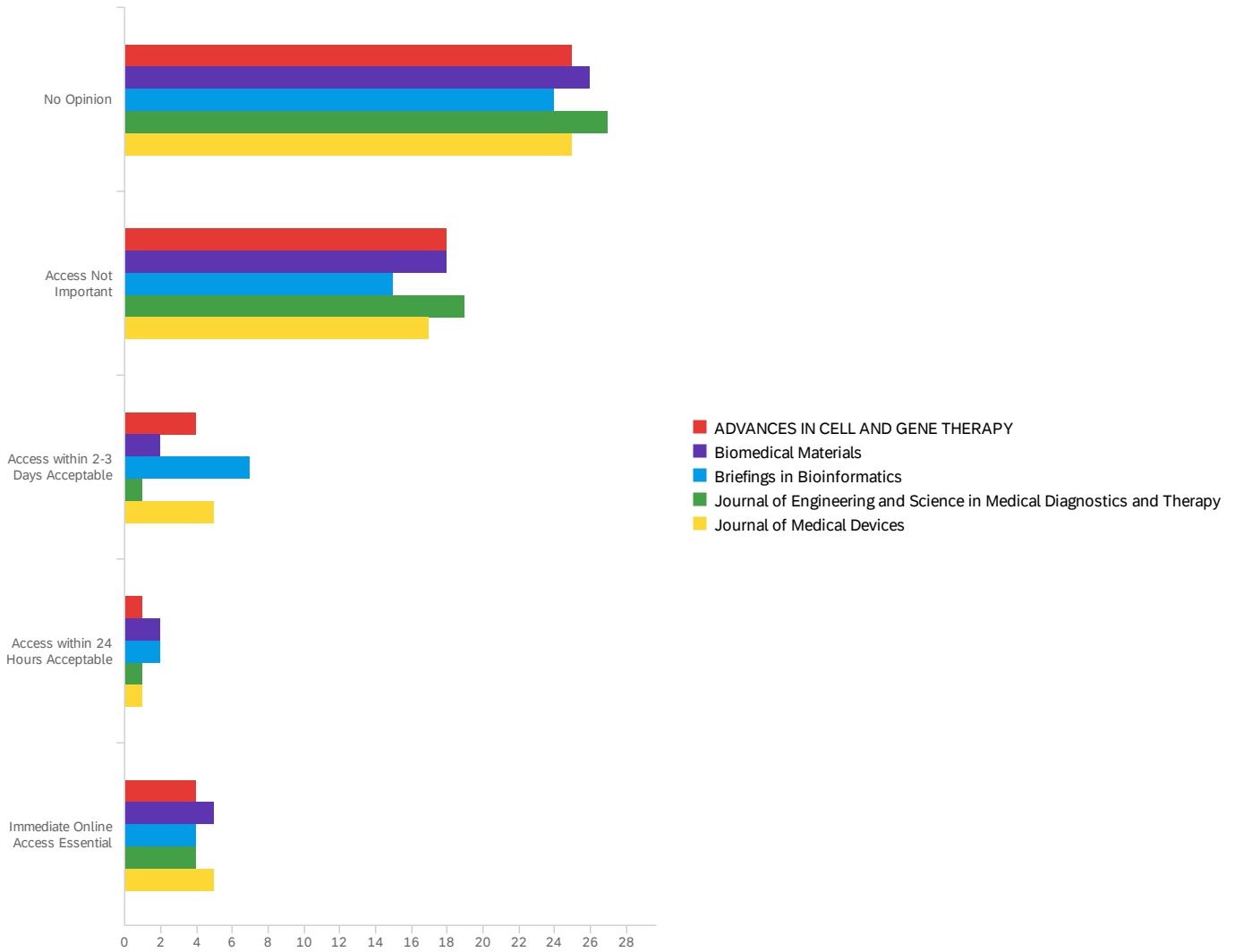
#	Field	Minimum	Maximum	Mean	Std Deviation	Variance	Count
1	Applied Mechanics Reviews	1.00	5.00	1.89	1.21	1.47	54
2	ENERGY STORAGE	1.00	5.00	2.04	1.36	1.85	54
3	Fluid Dynamics Research	1.00	5.00	2.13	1.33	1.78	53

#	Field	Minimum	Maximum	Mean	Std Deviation	Variance	Count
4	INSIGHT	1.00	5.00	1.63	0.93	0.86	51
5	Journal of Applied Mechanics	1.00	5.00	2.00	1.31	1.70	54
6	Journal of Computational and Nonlinear Dynamics	1.00	5.00	1.90	1.16	1.36	52
7	Journal of Computing and Information Science in Engineering	1.00	5.00	1.71	1.04	1.09	52
8	Journal of Electrochemical Energy Conversion and Storage	1.00	5.00	1.69	1.04	1.08	51
9	Journal of Engineering for Gas Turbines and Power	1.00	5.00	1.61	0.89	0.79	51
10	Journal of Engineering Materials and Technology	1.00	5.00	1.81	1.17	1.37	54
11	Journal of Engineering Mechanics	1.00	5.00	1.81	1.17	1.36	53
12	Journal of Heat Transfer	1.00	5.00	1.94	1.22	1.49	53
13	Journal of Mechanisms and Robotics	1.00	5.00	1.87	1.21	1.47	53
14	Journal of Nondestructive Evaluation, Diagnostics and Prognostics of Engineering Systems	1.00	5.00	1.69	1.04	1.08	51
15	Journal of Offshore Mechanics and Arctic Engineering	1.00	5.00	1.72	1.00	1.00	50
16	Journal of Pressure Vessel Technology	1.00	5.00	1.58	0.87	0.76	50
17	Journal of Risk and Uncertainty in Engineering Systems, Part B Mechanical Engineering	1.00	5.00	1.62	0.89	0.80	50
18	Journal of Transportation Engineering, Part B: Pavements	1.00	5.00	1.58	0.87	0.76	50
19	Journal of Tribology	1.00	5.00	1.75	1.09	1.19	52
20	Journal of Turbomachinery	1.00	5.00	1.64	0.93	0.87	50
21	Journal of Verification, Validation and Uncertainty Quantification	1.00	5.00	1.83	1.09	1.18	52
22	Journal of Vibration and Acoustics	1.00	5.00	1.88	1.19	1.41	52
23	Multifunctional Materials	1.00	5.00	1.88	1.20	1.44	51

#	Field	No Opinion		Access Not Important		Access within 2-3 Days Acceptable		Access within 24 Hours Acceptable		Immediate Online Access Essential		Total
1	Applied Mechanics Reviews	50.00%	27	31.48%	17	7.41%	4	1.85%	1	9.26%	5	54
2	ENERGY STORAGE	48.15%	26	29.63%	16	5.56%	3	3.70%	2	12.96%	7	54
3	Fluid Dynamics Research	43.40%	23	28.30%	15	11.32%	6	5.66%	3	11.32%	6	53
4	INSIGHT	54.90%	28	37.25%	19	1.96%	1	1.96%	1	3.92%	2	51
5	Journal of Applied Mechanics	48.15%	26	29.63%	16	7.41%	4	3.70%	2	11.11%	6	54
6	Journal of Computational and Nonlinear Dynamics	48.08%	25	30.77%	16	11.54%	6	1.92%	1	7.69%	4	52
7	Journal of Computing and Information Science in Engineering	53.85%	28	34.62%	18	3.85%	2	1.92%	1	5.77%	3	52
8	Journal of Electrochemical Energy Conversion and Storage	54.90%	28	35.29%	18	1.96%	1	1.96%	1	5.88%	3	51
9	Journal of Engineering for Gas Turbines and Power	54.90%	28	37.25%	19	3.92%	2	0.00%	0	3.92%	2	51
10	Journal of Engineering Materials and Technology	51.85%	28	33.33%	18	5.56%	3	0.00%	0	9.26%	5	54
11	Journal of Engineering Mechanics	50.94%	27	35.85%	19	3.77%	2	0.00%	0	9.43%	5	53
12	Journal of Heat Transfer	49.06%	26	26.42%	14	15.09%	8	0.00%	0	9.43%	5	53
13	Journal of Mechanisms and Robotics	50.94%	27	32.08%	17	5.66%	3	1.89%	1	9.43%	5	53
14	Journal of Nondestructive Evaluation, Diagnostics and Prognostics of Engineering Systems	54.90%	28	35.29%	18	1.96%	1	1.96%	1	5.88%	3	51
15	Journal of Offshore Mechanics and Arctic Engineering	52.00%	26	36.00%	18	4.00%	2	4.00%	2	4.00%	2	50
16	Journal of Pressure Vessel Technology	56.00%	28	38.00%	19	2.00%	1	0.00%	0	4.00%	2	50
17	Journal of Risk and Uncertainty in Engineering Systems, Part B Mechanical Engineering	54.00%	27	38.00%	19	4.00%	2	0.00%	0	4.00%	2	50
18	Journal of Transportation Engineering, Part B: Pavements	56.00%	28	38.00%	19	2.00%	1	0.00%	0	4.00%	2	50
19	Journal of Tribology	51.92%	27	36.54%	19	3.85%	2	0.00%	0	7.69%	4	52
20	Journal of Turbomachinery	54.00%	27	38.00%	19	2.00%	1	2.00%	1	4.00%	2	50
21	Journal of Verification, Validation and Uncertainty Quantification	48.08%	25	36.54%	19	5.77%	3	3.85%	2	5.77%	3	52
22	Journal of Vibration and Acoustics	48.08%	25	34.62%	18	7.69%	4	0.00%	0	9.62%	5	52
23	Multifunctional Materials	49.02%	25	33.33%	17	7.84%	4	0.00%	0	9.80%	5	51

Showing rows 1 - 23 of 23

Q16 - College of Engineering Medical Engineering For each of the following titles that have not been renewed, please state the importance of immediacy of access to your research.



#	Field	Minimum	Maximum	Mean	Std Deviation	Variance	Count
1	ADVANCES IN CELL AND GENE THERAPY	1.00	5.00	1.87	1.14	1.31	52
2	Biomedical Materials	1.00	5.00	1.91	1.23	1.52	53
3	Briefings in Bioinformatics	1.00	5.00	1.98	1.20	1.44	52
4	Journal of Engineering and Science in Medical Diagnostics and Therapy	1.00	5.00	1.77	1.12	1.25	52

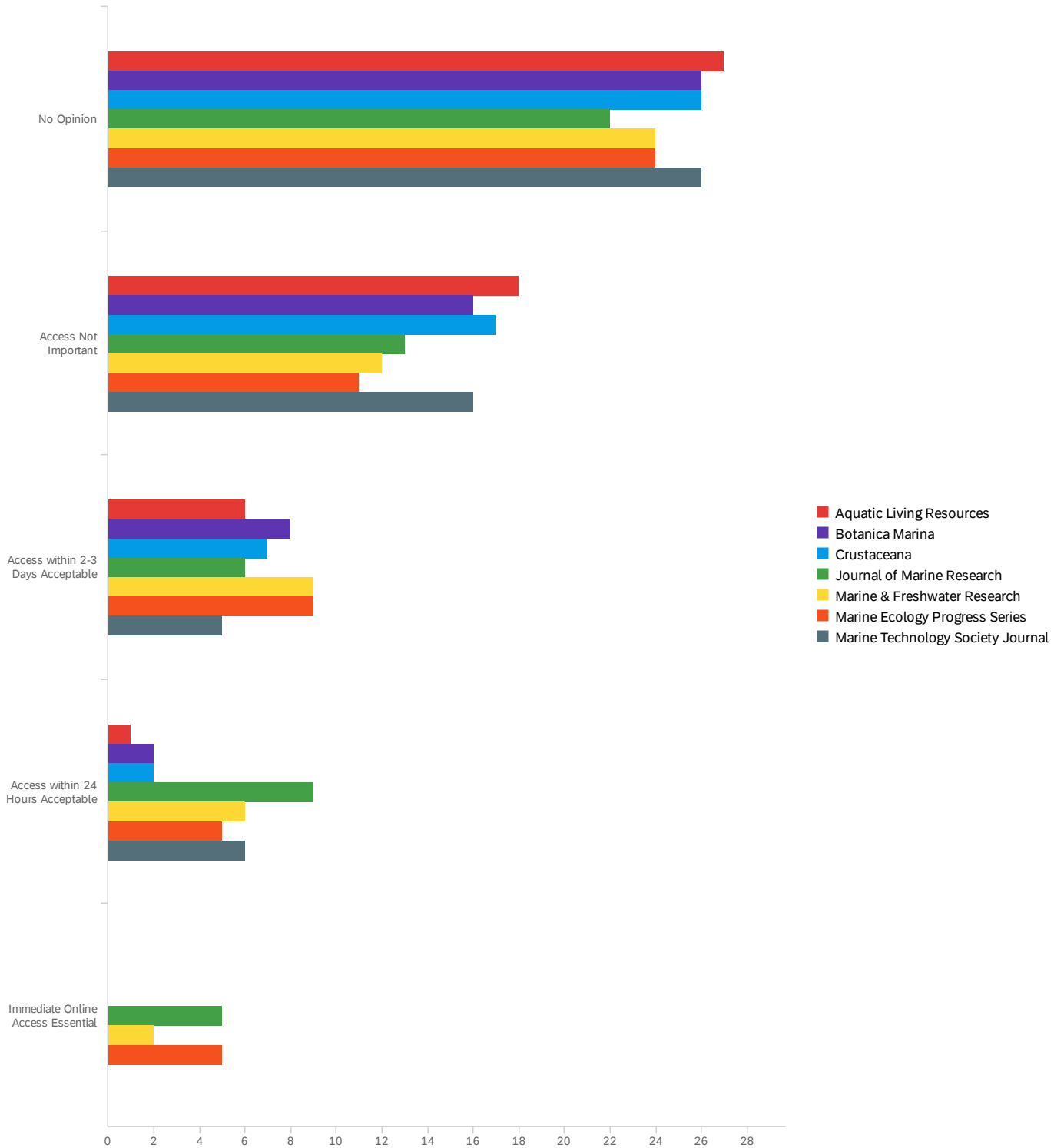
#	Field	Minimum	Maximum	Mean	Std Deviation	Variance	Count
5	Journal of Medical Devices	1.00	5.00	1.94	1.22	1.49	53

#	Field	No Opinion		Access Not Important		Access within 2-3 Days Acceptable		Access within 24 Hours Acceptable		Immediate Online Access Essential		Total
1	ADVANCES IN CELL AND GENE THERAPY	48.08%	25	34.62%	18	7.69%	4	1.92%	1	7.69%	4	52
2	Biomedical Materials	49.06%	26	33.96%	18	3.77%	2	3.77%	2	9.43%	5	53
3	Briefings in Bioinformatics	46.15%	24	28.85%	15	13.46%	7	3.85%	2	7.69%	4	52
4	Journal of Engineering and Science in Medical Diagnostics and Therapy	51.92%	27	36.54%	19	1.92%	1	1.92%	1	7.69%	4	52
5	Journal of Medical Devices	47.17%	25	32.08%	17	9.43%	5	1.89%	1	9.43%	5	53

Showing rows 1 - 5 of 5

Q17 - College of Marine Science For each of the following titles that have not been

renewed, please state the importance of immediacy of access to your research.



Field Minimum Maximum Mean Std Deviation Variance Count

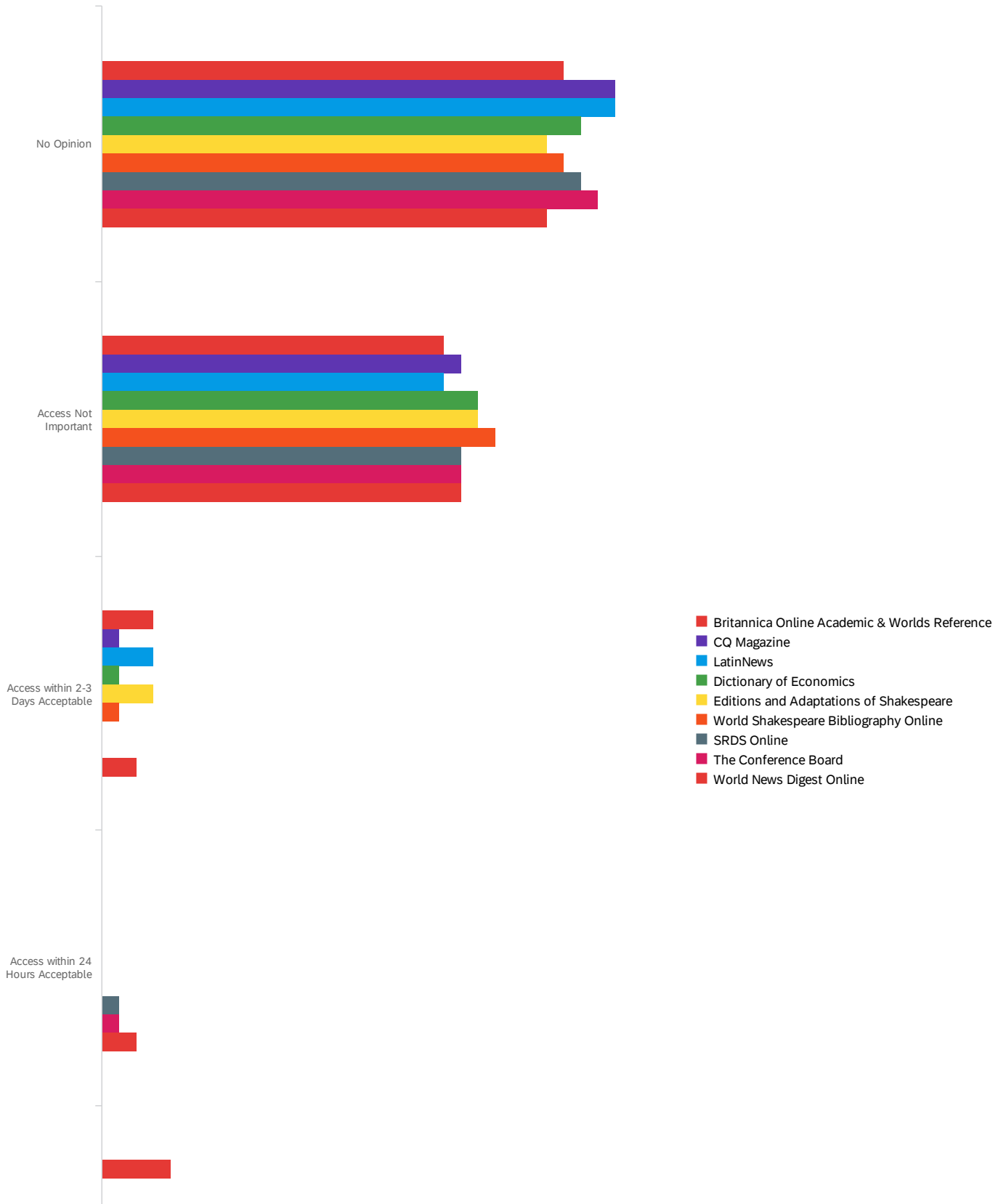
#	Field	Minimum	Maximum	Mean	Std Deviation	Variance	Count
1	Aquatic Living Resources	1.00	4.00	1.63	0.76	0.58	52
2	Botanica Marina	1.00	4.00	1.73	0.86	0.74	52
3	Crustaceana	1.00	4.00	1.71	0.84	0.71	52
4	Journal of Marine Research	1.00	5.00	2.31	1.37	1.89	55
5	Marine & Freshwater Research	1.00	5.00	2.06	1.19	1.41	53
6	Marine Ecology Progress Series	1.00	5.00	2.19	1.33	1.78	54
7	Marine Technology Society Journal	1.00	4.00	1.83	1.00	1.01	53

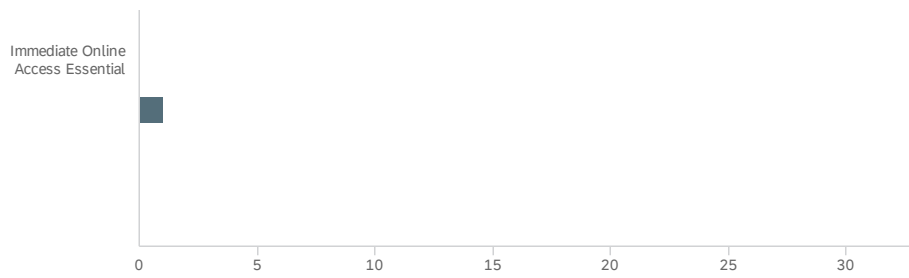
#	Field	No Opinion		Access Not Important		Access within 2-3 Days Acceptable		Access within 24 Hours Acceptable		Immediate Online Access Essential		Total
1	Aquatic Living Resources	51.92%	27	34.62%	18	11.54%	6	1.92%	1	0.00%	0	52
2	Botanica Marina	50.00%	26	30.77%	16	15.38%	8	3.85%	2	0.00%	0	52
3	Crustaceana	50.00%	26	32.69%	17	13.46%	7	3.85%	2	0.00%	0	52
4	Journal of Marine Research	40.00%	22	23.64%	13	10.91%	6	16.36%	9	9.09%	5	55
5	Marine & Freshwater Research	45.28%	24	22.64%	12	16.98%	9	11.32%	6	3.77%	2	53
6	Marine Ecology Progress Series	44.44%	24	20.37%	11	16.67%	9	9.26%	5	9.26%	5	54
7	Marine Technology Society Journal	49.06%	26	30.19%	16	9.43%	5	11.32%	6	0.00%	0	53

Showing rows 1 - 7 of 7

Q18 - Non-Journal Resources For each of the following titles that have not been

renewed, please state the importance of immediacy of access to your research.





#	Field	Minimum	Maximum	Mean	Std Deviation	Variance	Count
1	Britannica Online Academic & Worlds Reference	1.00	5.00	1.78	1.08	1.17	54
2	CQ Magazine	1.00	3.00	1.44	0.53	0.29	52
3	LatinNews	1.00	3.00	1.49	0.60	0.36	53
4	Dictionary of Economics	1.00	3.00	1.47	0.54	0.29	51
5	Editions and Adaptations of Shakespeare	1.00	3.00	1.55	0.60	0.37	51
6	World Shakespeare Bibliography Online	1.00	3.00	1.49	0.54	0.29	51
7	SRDS Online	1.00	5.00	1.55	0.77	0.60	51
8	The Conference Board	1.00	4.00	1.47	0.61	0.37	51
9	World News Digest Online	1.00	4.00	1.61	0.74	0.55	51

#	Field	No Opinion		Access Not Important		Access within 2-3 Days Acceptable		Access within 24 Hours Acceptable		Immediate Online Access Essential		Total
1	Britannica Online Academic & Worlds Reference	50.00%	27	37.04%	20	5.56%	3	0.00%	0	7.41%	4	54
2	CQ Magazine	57.69%	30	40.38%	21	1.92%	1	0.00%	0	0.00%	0	52
3	LatinNews	56.60%	30	37.74%	20	5.66%	3	0.00%	0	0.00%	0	53
4	Dictionary of Economics	54.90%	28	43.14%	22	1.96%	1	0.00%	0	0.00%	0	51
5	Editions and Adaptations of Shakespeare	50.98%	26	43.14%	22	5.88%	3	0.00%	0	0.00%	0	51
6	World Shakespeare Bibliography Online	52.94%	27	45.10%	23	1.96%	1	0.00%	0	0.00%	0	51
7	SRDS Online	54.90%	28	41.18%	21	0.00%	0	1.96%	1	1.96%	1	51
8	The Conference Board	56.86%	29	41.18%	21	0.00%	0	1.96%	1	0.00%	0	51
9	World News Digest Online	50.98%	26	41.18%	21	3.92%	2	3.92%	2	0.00%	0	51

Showing rows 1 - 9 of 9

End of Report